

**NORTH UNION LSD
FINANCIAL REPORT**

APRIL 2024



ACCOUNT

RECONCILIATION



NORTH UNION LOCAL SCHOOL DISTRICT

Date - April 2024

CASH RECONCILIATION REPORT

		Total Fund Balance:	\$18,172,711.80
Gross Depository (Bank) Balance:		\$4,647,314.43	
Richwood Banking Company			
Certificates of Deposit:	\$3,044,000.00	CD's - Multi Bank Securities	
Other Securities:	\$10,620,225.89	STAR Ohio	
Other Investments:	\$0.00		
	Total Investments:	\$13,664,225.89	
	Cash in Transit to Depository:	\$0.00	
	Petty Cash Balance:	\$25.00	
	Total:	\$18,311,565.32	
	Total Outstanding Checks:	-\$138,853.52	
	Adjustments:	\$0.00	
		Reconciliation Balance:	\$18,172,711.80

*Note - This calculation will not tie to the check register included in this packet.

The check register enclosed details all checks issued for April.

This figure comprises total outstanding checks as of 04/30/2024.

SUMMARY OF RELEVANT FUND DATA
April 30, 2024

FUND ACCOUNTS (CASH) FINANCIAL REPORT

	<u>AMOUNT</u>
GENERAL FUND BALANCE.....	\$16,326,896.34
TOTAL ALL FUNDS.....	\$18,172,711.80
APRIL GENERAL FUND RECEIPTS.....	\$5,241,451.92
APRIL GENERAL FUND EXPENDITURES.....	\$2,004,001.52
TOTAL APRIL RECEIPTS.....	\$6,031,771.84
TOTAL APRIL EXPENDITURES.....	\$2,207,743.11
PETTY CASH.....	\$25.00

CHECK LIST FOR CURRENT ACCOUNTING MONTH

TOTAL CHECKS ISSUED IN APRIL.....	\$2,121,913.83
Includes Voided Checks Amounts	

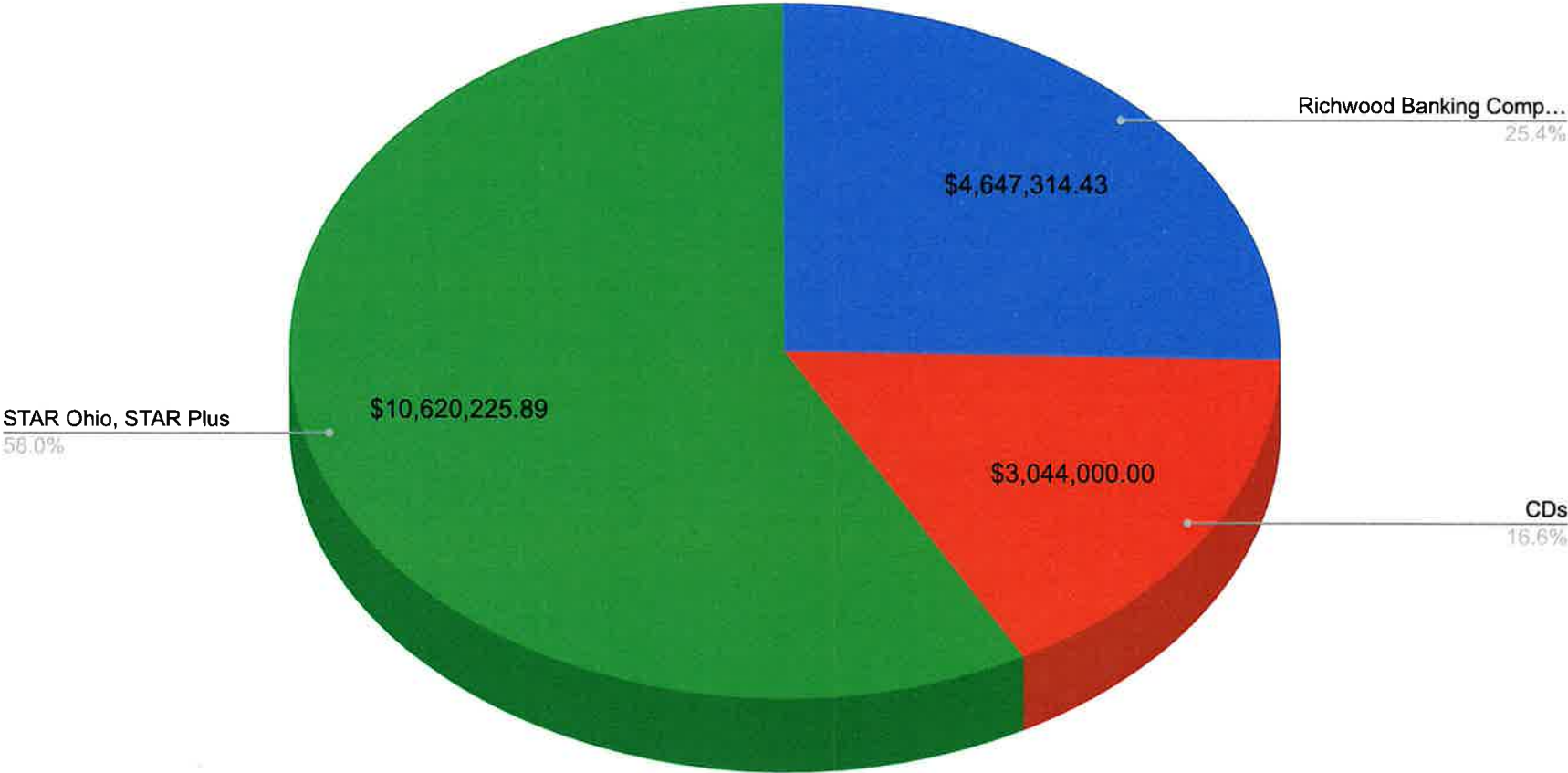
INVESTMENT

SUMMARY

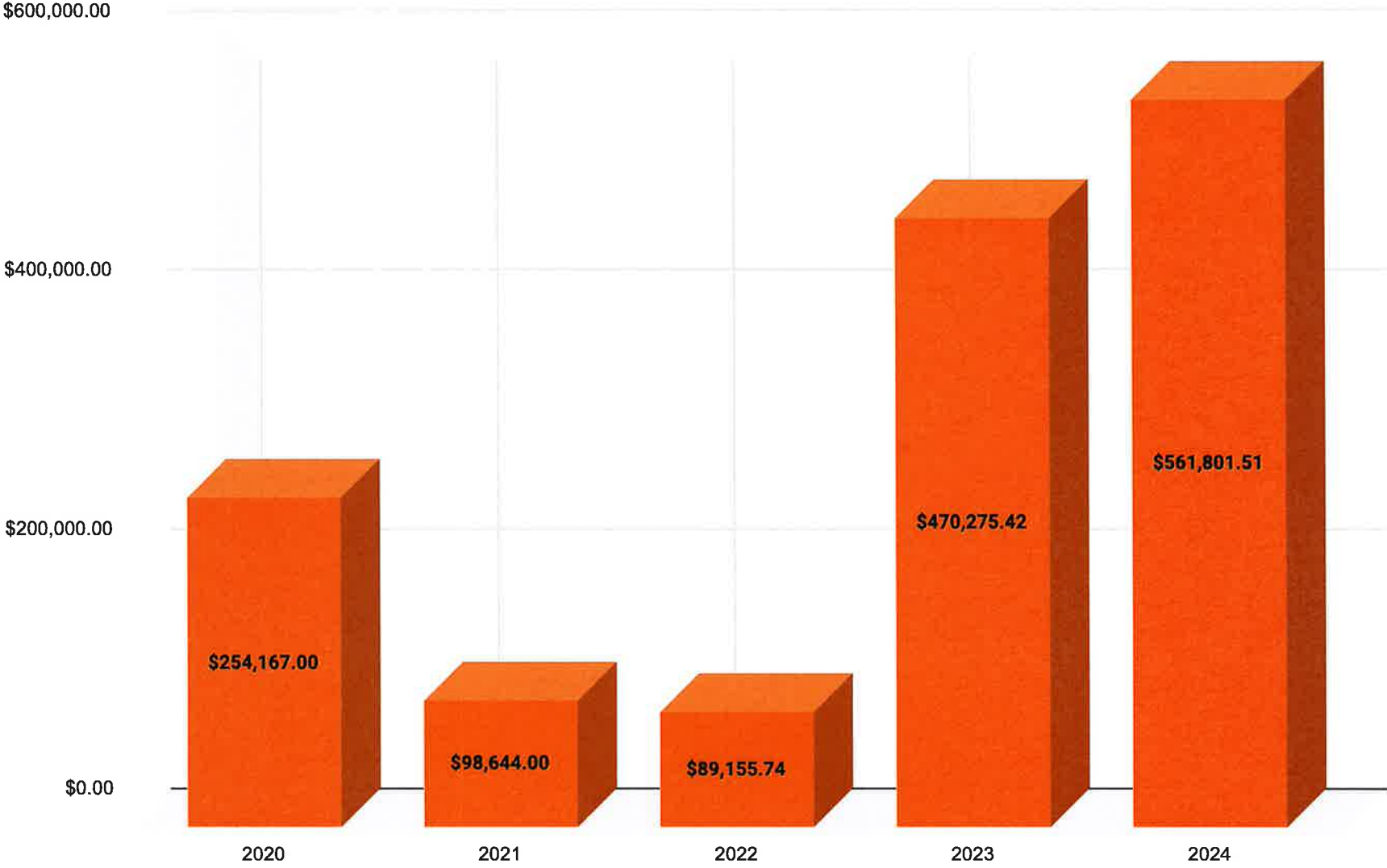


Disbursement Of Funds

As of 04/30/2024



Interest Earning Comparison



2024 Earnings As of April 30, 2024

SUMMARY OF AVAILABLE CASH BY FUND



Summary of Available Cash Accounting Month - 04/2024

Fund #	Fund Name	Beginning Balance as of 07/01/2023	Receipts	Fiscal Year To Date		Encumbrances	Ending Balance 4/30/2024
				Expenditures			
0010000	General	\$ 10,187,934.19	\$ 18,114,456.01	\$ 14,971,435.35	\$ 1,440,754.27	\$	11,890,200.58
0019121	General - HB 412 Supplies	\$ 1,889,680.57	\$ 400,000.00	\$ 534,617.95	\$ 311,581.45	\$	1,443,481.17
0019122	General - HB 412 Capital Outlay	\$ 1,603,977.07	\$ 400,000.00	\$ 1,097,784.81	\$ 280,364.15	\$	625,828.11
0019123	General - HB 412 Reserve	\$ 334,686.61	\$ -	\$ -	\$ -	\$	334,686.61
0020000	Bond Retirement	\$ 400,840.96	\$ 610,105.93	\$ 582,493.01	\$ 25,245.00	\$	403,208.88
0030000	Permanent Improvement Fund	\$ 308,414.01	\$ 324,633.54	\$ 464,166.41	\$ 27,611.55	\$	141,269.59
0060000	Food Services	\$ 207,479.96	\$ 678,395.83	\$ 786,592.58	\$ 182,638.32	\$	(83,355.11)
0070000	Scholarships	\$ 198,400.36	\$ 18,472.81	\$ 15,850.00	\$ 12,200.00	\$	188,823.17
0180000	Public School Support	\$ 115,815.98	\$ 83,611.98	\$ 66,050.95	\$ 33,592.63	\$	99,784.38
0340000	Capital Maintenance Fund	\$ 613,974.01	\$ 71,501.52	\$ 166,369.40	\$ -	\$	519,106.13
0709021	Impact60/Daniels - FY 2021	\$ 44,415.83	\$ 37,500.00	\$ 50,038.52	\$ 6,195.00	\$	25,682.31
2000000	Activity Accounts - Student Managed	\$ 66,534.22	\$ 53,272.58	\$ 44,281.28	\$ 20,622.26	\$	54,903.26
3000000	Activity Accounts - Advisor Managed	\$ 168,784.36	\$ 228,366.91	\$ 189,745.87	\$ 125,200.68	\$	82,204.72
4510000	Data Communications Grant	\$ -	\$ 5,992.59	\$ 5,992.59	\$ -	\$	-
4670000	Student Wellness and Success	\$ 275,244.35	\$ -	\$ 228,823.14	\$ 28,452.63	\$	17,968.58
4999023	AG School Safety Grant - FY 2023	\$ -	\$ -	\$ -	\$ -	\$	-
4999124	CTE Grant FY 24	\$ -	\$ -	\$ -	\$ 285,427.00	\$	(285,427.00)
5070000	ESSER (CARES/ARP) Grant	\$ 25,070.02	\$ 226,156.85	\$ 263,781.62	\$ 12,706.29	\$	(25,261.04)
5079023	ARP Homeless Targeted Support Grant FY23	\$ -	\$ -	\$ -	\$ 527.28	\$	(527.28)
5160000	IDEA Part B	\$ 1,505.29	\$ 286,436.29	\$ 324,109.70	\$ -	\$	(36,168.12)
5169222	IDEA-B ARP Grant	\$ -	\$ -	\$ -	\$ -	\$	-
5720000	Title I Grant	\$ 514.10	\$ 129,885.89	\$ 143,334.31	\$ 300.00	\$	(13,234.32)
5720100	Expanding Opportunities	\$ -	\$ -	\$ -	\$ -	\$	-
5840000	Title IV-A - Student Support	\$ -	\$ 11,497.39	\$ 12,774.88	\$ -	\$	(1,277.49)
5849124	Stronger Connections - FY 2024	\$ -	\$ -	\$ -	\$ 1,631.00	\$	(1,631.00)
5870000	Preschool Disabilities Grant	\$ -	\$ 5,000.00	\$ 5,000.00	\$ 1,156.00	\$	(1,156.00)
5879222	Preschool Disabilities ARP Grant	\$ -	\$ 655.20	\$ 655.20	\$ -	\$	-
5900000	Title II-A	\$ -	\$ 31,195.63	\$ 33,799.47	\$ -	\$	(2,603.84)
599-9023	School Safety Grant - FY 2023	\$ 17,985.76	\$ -	\$ 17,985.76	\$ -	\$	-
599-9123	NLSP Cafeteria Equipment Grant FY 23	\$ -	\$ 35,000.00	\$ 35,000.00	\$ -	\$	-
Totals		\$ 16,461,257.65	\$ 21,752,136.95	\$ 20,040,682.80	\$ 2,796,205.51	\$	15,376,506.29

Summary of Available Cash Accounting Month - 04/2024

Curent Month Activity

Fund #	Fund Name	Beginning Balance as of 04/01/2024	Receipts	Current Month Expenditures	Encumbrances	Ending Balance 4/30/2024
0010000	General	\$ 9,775,691.14	\$ 5,241,451.92	\$ 1,686,188.21	\$ 1,440,754.27	\$ 11,890,200.58
0019121	General - HB 412 Supplies	\$ 2,039,365.62	\$ -	\$ 284,303.00	\$ 311,581.45	\$ 1,443,481.17
0019122	General - HB 412 Capital Outlay	\$ 939,702.57	\$ -	\$ 33,510.31	\$ 280,364.15	\$ 625,828.11
0019123	General - HB 412 Reserve	\$ 334,686.61	\$ -	\$ -	\$ -	\$ 334,686.61
0020000	Bond Retirement	\$ 120,940.68	\$ 314,230.80	\$ 6,717.60	\$ 25,245.00	\$ 403,208.88
0030000	Permanent Improvement Fund	\$ 7,159.94	\$ 165,247.94	\$ 3,526.74	\$ 27,611.55	\$ 141,269.59
0060000	Food Services	\$ 73,073.73	\$ 71,144.13	\$ 44,934.65	\$ 182,638.32	\$ (83,355.11)
0070000	Scholarships	\$ 195,224.03	\$ 5,799.14	\$ -	\$ 12,200.00	\$ 188,823.17
0180000	Public School Support	\$ 120,674.94	\$ 29,968.65	\$ 17,266.58	\$ 33,592.63	\$ 99,784.38
0340000	Capital Maintenance Fund	\$ 481,597.55	\$ 38,318.90	\$ 810.32	\$ -	\$ 519,106.13
0709021	Impact60/Daniels - FY 2021	\$ 39,334.13	\$ -	\$ 7,456.82	\$ 6,195.00	\$ 25,682.31
2000000	Activity Accounts - Student Managed	\$ 74,687.18	\$ 9,104.75	\$ 8,266.41	\$ 20,622.26	\$ 54,903.26
3000000	Activity Accounts - Advisor Managed	\$ 202,378.31	\$ 23,895.30	\$ 18,868.21	\$ 125,200.68	\$ 82,204.72
4510000	Data Communications Grant	\$ 454.29	\$ -	\$ 454.29	\$ -	\$ (0.00)
4670000	Student Wellness and Success	\$ 83,923.99	\$ -	\$ 37,502.78	\$ 28,452.63	\$ 17,968.58
4999023	AG School Safety Grant - FY 2023	\$ -	\$ -	\$ -	\$ -	\$ -
4999124	CTE Grant FY 24	\$ -	\$ -	\$ -	\$ 285,427.00	\$ -
5070000	ESSER (CARES/ARP) Grant	\$ (58,749.56)	\$ 58,749.56	\$ 12,554.75	\$ 12,706.29	\$ (25,261.04)
5079023	ARP Homeless Targeted Support Grant FY23	\$ -	\$ -	\$ -	\$ 527.28	\$ (527.28)
5160000	IDEA Part B	\$ (54,360.27)	\$ 54,360.27	\$ 36,168.12	\$ -	\$ (36,168.12)
5169222	IDEA-B ARP Grant	\$ -	\$ -	\$ -	\$ -	\$ -
5720000	Title I Grant	\$ (19,500.48)	\$ 19,500.48	\$ 12,934.32	\$ 300.00	\$ (13,234.32)
5720100	Expanding Opportunities	\$ -	\$ -	\$ -	\$ -	\$ -
5840000	Title IV-A - Student Support	\$ (1,277.49)	\$ -	\$ -	\$ -	\$ (1,277.49)
5849124	Stronger Connections - FY 2024	\$ (3,720.00)	\$ -	\$ (3,720.00)	\$ 1,631.00	\$ (1,631.00)
5870000	Preschool Disabilities Grant	\$ -	\$ -	\$ -	\$ 1,156.00	\$ (1,156.00)
5879222	Preschool Disabilities ARP Grant	\$ -	\$ -	\$ -	\$ -	\$ -
5900000	Title II-A	\$ (2,603.84)	\$ -	\$ -	\$ -	\$ (2,603.84)
599-9023	School Safety Grant - FY 2023	\$ -	\$ -	\$ -	\$ -	\$ -
599-9123	NLSP Cafeteria Equipment Grant FY 23	\$ -	\$ -	\$ -	\$ -	\$ -
Totals		\$ 14,348,683.07	\$ 6,031,771.84	\$ 2,207,743.11	\$ 2,796,205.51	\$ 15,376,506.29

Cash Financial Report

Accounting Month - 04/2024

Fund #	Fund Name	Beginning Balance	Fiscal Year To Date		Ending Balance
		as of 07/01/2023	Receipts	Expenditures	4/30/2024
0010000	General	\$ 10,187,934.19	\$ 18,114,456.01	\$ 14,971,435.35	\$ 13,330,954.85
0019121	General - HB 412 Supplies	\$ 1,889,680.57	\$ 400,000.00	\$ 534,617.95	\$ 1,755,062.62
0019122	General - HB 412 Capital Outlay	\$ 1,603,977.07	\$ 400,000.00	\$ 1,097,784.81	\$ 906,192.26
0019123	General - HB 412 Reserve	\$ 334,686.61	\$ -	\$ -	\$ 334,686.61
0020000	Bond Retirement	\$ 400,840.96	\$ 610,105.93	\$ 582,493.01	\$ 428,453.88
0030000	Permanent Improvement Fund	\$ 308,414.01	\$ 324,633.54	\$ 464,166.41	\$ 168,881.14
0060000	Food Services	\$ 207,479.96	\$ 678,395.83	\$ 786,592.58	\$ 99,283.21
0070000	Scholarships	\$ 198,400.36	\$ 18,472.81	\$ 15,850.00	\$ 201,023.17
0180000	Public School Support	\$ 115,815.98	\$ 83,611.98	\$ 66,050.95	\$ 133,377.01
0340000	Capital Maintenance Fund	\$ 613,974.01	\$ 71,501.52	\$ 166,369.40	\$ 519,106.13
0709021	Impact60/Daniels - FY 2021	\$ 44,415.83	\$ 37,500.00	\$ 50,038.52	\$ 31,877.31
2000000	Activity Accounts - Student Managed	\$ 66,534.22	\$ 53,272.58	\$ 44,281.28	\$ 75,525.52
3000000	Activity Accounts - Advisor Managed	\$ 168,784.36	\$ 228,366.91	\$ 189,745.87	\$ 207,405.40
4510000	Data Communications Grant	\$ -	\$ 5,992.59	\$ 5,992.59	\$ -
4670000	Student Wellness and Success	\$ 275,244.35	\$ -	\$ 228,823.14	\$ 46,421.21
4999023	AG School Safety Grant - FY 2023	\$ -	\$ -	\$ -	\$ -
4999124	CTE Grant FY 24	\$ -	\$ -	\$ -	\$ -
5070000	ESSER (CARES/ARP) Grant	\$ 25,070.02	\$ 226,156.85	\$ 263,781.62	\$ (12,554.75)
5079023	RP Homeless Targeted Support Grant FY	\$ -	\$ -	\$ -	\$ -
5160000	IDEA Part B	\$ 1,505.29	\$ 286,436.29	\$ 324,109.70	\$ (36,168.12)
5169222	IDEA-B ARP Grant	\$ -	\$ -	\$ -	\$ -
5720000	Title I Grant	\$ 514.10	\$ 129,885.89	\$ 143,334.31	\$ (12,934.32)
5720100	Expanding Opportunities	\$ -	\$ -	\$ -	\$ -
5840000	Title IV-A - Student Support	\$ -	\$ 11,497.39	\$ 12,774.88	\$ (1,277.49)
5849124	Stronger Connections - FY 2024	\$ -	\$ -	\$ -	\$ -
5870000	Preschool Disabilities Grant	\$ -	\$ 5,000.00	\$ 5,000.00	\$ -
5879222	Preschool Disabilities ARP Grant	\$ -	\$ 655.20	\$ 655.20	\$ -
5900000	Title II-A	\$ -	\$ 31,195.63	\$ 33,799.47	\$ (2,603.84)
599-9023	School Safety Grant - FY 2023	\$ 17,985.76	\$ -	\$ 17,985.76	\$ -
599-9123	NLSP Cafeteria Equipment Grant FY 23	\$ -	\$ 35,000.00	\$ 35,000.00	\$ -
Totals		\$ 16,461,257.65	\$ 21,752,136.95	\$ 20,040,682.80	\$ 18,172,711.80

North Union Local Schools April 2024 Fund Balances

Full Account Code	Description	Initial Cash	MTD Received	FYTD Received	MTD Expended	FYTD Expended	Fund Balance	Encumbrance	Unencumbered Balance
001-0000	General Fund	\$ 10,187,934.19	\$ 5,241,451.92	\$ 18,114,456.01	\$ 1,686,188.21	\$ 14,971,435.35	\$ 13,330,954.85	\$ 1,440,754.27	\$ 11,890,200.58
001-9121	HB 412 Supplies, Textbooks	1,889,680.57	0.00	400,000.00	284,303.00	534,617.95	1,755,062.62	311,581.45	1,443,481.17
001-9122	HS 412 Capital Outlay	1,603,977.07	0.00	400,000.00	33,510.31	1,097,784.81	906,192.26	280,364.15	625,828.11
001-9123	HS 412 Reserve Fund	334,686.61	0.00	0.00	0.00	0.00	334,686.61	0.00	334,686.61
002-0000	Bond Retirement Fund	400,840.96	314,230.80	610,105.93	6,717.60	582,493.01	428,453.88	25,245.00	403,208.88
003-0000	Permanent Improvement	308,414.01	165,247.94	324,633.54	3,526.74	464,166.41	168,881.14	27,611.55	141,269.59
006-0000	Food Services	207,479.96	71,144.13	678,395.83	44,934.65	786,592.58	99,283.21	182,638.32	(83,355.11)
007-9004	McElheny Scholarship	0.00	0.00	0.00	0.00	0.00	0.00	12,200.00	(12,200.00)
007-9005	McMahon/Mike's Roof Scholarship	500.00	0.00	0.00	0.00	0.00	500.00	0.00	500.00
007-9006	Craig Cooley Scholarship	4,762.97	0.00	0.00	0.00	1,000.00	3,762.97	0.00	3,762.97
007-9007	Kevin Smith Scholarship	6,000.00	3,000.00	3,000.00	0.00	3,000.00	6,000.00	0.00	6,000.00
007-9010	Byhalia-York Scholarship	2,350.00	1,500.00	1,500.00	0.00	750.00	3,100.00	0.00	3,100.00
007-9012	RICHWOOD POLICE SCHOLARSHIP FUND	1,500.00	0.00	0.00	0.00	1,500.00	0.00	0.00	0.00
007-9013	YOUNG MUSIC/PERFORMING ARTS SCHOLARSHIP FUND	2,000.00	0.00	0.00	0.00	1,000.00	1,000.00	0.00	1,000.00
007-9014	RICHWOOD GARDEN CLUB SCHOLARSHIP	500.00	0.00	0.00	0.00	0.00	500.00	0.00	500.00
007-9017	CALEB DELP MEMORIAL SCHOLARSHIP	2,000.00	0.00	0.00	0.00	0.00	2,000.00	0.00	2,000.00
007-9019	PATRICIA WARNER HOUK SCHOLARSHIP	85,715.54	0.00	0.00	0.00	0.00	85,715.54	0.00	85,715.54
007-9021	RUTH B. WELLER MEMORIAL SCHOLARSHIP	4,000.00	0.00	3,000.00	0.00	0.00	7,000.00	0.00	7,000.00
007-9022	ARTS MEMORIAL SCHOLARSHIP	2,348.00	0.00	405.00	0.00	500.00	2,253.00	0.00	2,253.00
007-9023	JAYCOB R. FOX SCHOLARSHIP FUND	500.00	0.00	0.00	0.00	0.00	500.00	0.00	500.00
007-9126	JOSHUA O'REILLY MEMORIAL SCHOLARSHIP FUND	1,400.00	500.00	500.00	0.00	600.00	1,300.00	0.00	1,300.00
007-9127	RESEARCH & DESIGN STIMULATION SCHOLARSHIP	5,000.00	0.00	4,000.00	0.00	5,000.00	4,000.00	0.00	4,000.00
007-9128	PATRICK LIGGACY/NULL SCHOLARSHIP FUND	1,000.00	0.00	1,000.00	0.00	500.00	1,500.00	0.00	1,500.00
007-9129	CLASS OF 1973 SCHOLARSHIP FUND	0.00	100.00	3,375.00	0.00	0.00	3,375.00	0.00	3,375.00
007-9999	Parrott Scholarship Fund	78,823.85	699.14	1,692.81	0.00	2,000.00	78,516.66	0.00	78,516.66
018-9050	Public School Support - MS	17,589.91	13,873.02	40,842.26	59.85	18,215.83	40,216.34	14,086.19	26,130.15
018-9060	Public School Support - HS	17,927.01	3,588.06	10,417.87	3,582.92	8,948.31	19,396.57	7,224.78	12,171.79
018-9070	NU Elementary Princ Acct	80,299.06	12,507.57	32,351.85	13,623.81	38,886.81	73,764.10	12,281.66	61,482.44
034-0000	Capital Maintenance Fund	613,974.01	38,318.90	71,501.52	810.32	166,369.40	519,106.13	0.00	519,106.13
070-9021	IMPACT60/DANIELS - FY 2021 FUND	44,415.83	0.00	37,500.00	7,456.82	50,038.52	31,877.31	6,195.00	25,682.31
200-9013	CLASS OF 2013	164.41	0.00	0.00	0.00	0.00	164.41	164.41	0.00
200-9014	CLASS OF 2014	1,122.91	0.00	0.00	0.00	0.00	1,122.91	1,122.91	0.00

North Union Local Schools April 2024 Fund Balances

Full Account Code	Description	Initial Cash	MTD Received	FYTD Received	MTD Expended	FYTD Expended	Fund Balance	Encumbrance	Unencumbered Balance
200-9016	CLASS OF 2016	\$ 382.66	\$ 0.00	\$ 0.00	\$ 0.00	\$ 0.00	\$ 382.66	\$ 0.00	\$ 382.66
200-9017	CLASS OF 2017	60.83	0.00	0.00	0.00	0.00	60.83	0.00	60.83
200-9018	CLASS OF 2018	1,456.10	0.00	0.00	0.00	0.00	1,456.10	0.00	1,456.10
200-9019	CLASS OF 2019	211.34	0.00	0.00	0.00	0.00	211.34	0.00	211.34
200-9020	CLASS OF 2020	1,398.69	0.00	0.00	0.00	0.00	1,398.69	0.00	1,398.69
200-9021	CLASS OF 2021	3,388.90	0.00	0.00	0.00	0.00	3,388.90	0.00	3,388.90
200-9022	CLASS OF 2022	5,028.99	0.00	0.00	0.00	0.00	5,028.99	0.00	5,028.99
200-9023	CLASS OF 2023	3,894.40	0.00	0.00	0.00	525.37	3,369.03	0.00	3,369.03
200-9024	CLASS OF 2024	9,092.56	0.00	0.00	25.58	1,973.58	7,118.98	1,908.72	5,210.26
200-9025	CLASS OF 2025	2,580.00	4,100.00	6,952.00	220.06	3,391.28	6,140.72	4,793.94	1,346.78
200-9026	CLASS OF 2026	500.00	0.00	600.00	0.00	0.00	1,100.00	2.00	1,098.00
200-9027	CLASS OF 2027	0.00	0.00	600.00	0.00	0.00	600.00	2.00	598.00
200-9050	Student Act - MS St Council	3,913.40	0.00	2,614.50	535.25	2,830.26	3,697.64	3,000.00	697.64
200-9111	Art Club	2,129.64	0.00	0.00	0.00	0.00	2,129.64	2.00	2,127.64
200-9141	National Honor Society	436.41	0.00	397.55	0.00	232.91	601.05	169.09	431.96
200-9330	HS FFA	16,873.75	5,004.75	37,499.86	6,390.81	32,460.31	21,913.30	6,756.84	15,156.46
200-9350	Industrial Arts Club	542.79	0.00	0.00	363.71	539.60	3.19	0.00	3.19
200-9370	HS BPA	2,834.42	0.00	0.00	0.00	0.00	2,834.42	2.00	2,832.42
200-9610	HS Student Council	8,533.83	0.00	3,778.67	731.00	2,327.97	9,984.53	2,694.35	7,290.18
200-9630	SOS (STUDENTS OF SERVICE) CLUB	47.75	0.00	0.00	0.00	0.00	47.75	2.00	45.75
200-9680	HS Yearbook	1,940.44	0.00	830.00	0.00	0.00	2,770.44	2.00	2,768.44
300-9000	MHUC ATHLETIC RESERVE FUND	0.00	0.00	20,000.00	0.00	20,000.00	0.00	0.00	0.00
300-9050	MS Athletic Department	41,868.56	3,587.00	31,106.00	400.00	13,486.95	59,487.61	14,833.53	44,654.08
300-9060	HS Athletic Department	74,908.90	9,422.00	110,149.78	5,159.35	99,912.23	85,146.45	80,873.64	4,272.81
300-9117	North Union Robotics Club	33,644.79	9,860.00	55,803.53	9,036.84	46,543.55	42,904.77	26,960.48	15,944.29
300-9134	HS Marching Band	4,692.40	0.00	250.00	0.00	435.00	4,507.40	2.00	4,505.40
300-9137	HS Show Choir	6,349.08	1,026.30	7,606.50	3,440.55	6,350.72	7,604.86	1,818.05	5,786.81
300-9139	Drama - Music Production	6,840.58	0.00	3,451.10	831.47	3,017.42	7,274.26	710.98	6,563.28
300-9190	HS In The Know	480.05	0.00	0.00	0.00	0.00	480.05	2.00	478.05
451-9023	NETWORK CONNECTIVITY FY 2023 GRANT	0.00	0.00	138.30	0.00	138.30	0.00	0.00	0.00
451-9024	NETWORK CONNECTIVITY FY 2024 GRANT	0.00	0.00	5,854.29	454.29	5,854.29	0.00	0.00	0.00
467-9020	STUDENT WELLNESS & SUCCESS FY 2020	10,442.85	0.00	0.00	973.99	10,442.85	0.00	0.00	0.00
467-9021	STUDENT WELLNESS & SUCCESS FY 2021	264,801.50	0.00	0.00	36,528.79	218,380.29	46,421.21	28,452.63	17,968.58
499-9124	CTE EQUIPMENT GARNT - FY 2024	0.00	0.00	0.00	0.00	0.00	0.00	285,427.00	(285,427.00)
507-9022	ESSER III - ARP FUNDS	24,587.49	58,749.56	187,630.28	12,554.75	224,772.52	(12,554.75)	12,706.29	(25,261.04)
507-9121	ESSER - ROUND 2 FUNDS	482.53	0.00	38,526.57	0.00	39,009.10	0.00	0.00	0.00

North Union Local Schools April 2024 Fund Balances

Full Account Code	Description	Initial Cash	MTD Received	FYTD Received	MTD Expended	FYTD Expended	Fund Balance	Encumbrance	Unencumbered Balance
507-9122	ARP - HOMELESS - FY22	\$ 0.00	\$ 0.00	\$ 0.00	\$ 0.00	\$ 0.00	\$ 0.00	\$ 527.28	\$ (527.28)
516-9023	IDEA-B FEDERAL GRANT FY 2023	1,505.29	0.00	34,374.37	0.00	35,879.66	0.00	0.00	0.00
516-9024	IDEA-B FEDERAL GRANT FY 2024	0.00	54,360.27	252,061.92	36,168.12	288,230.04	(36,168.12)	0.00	(36,168.12)
572-9023	TITLE I FY 2023	514.10	0.00	25,661.63	0.00	26,175.73	0.00	0.00	0.00
572-9024	TITLE I FY 2024	0.00	19,500.48	104,224.26	12,934.32	117,158.58	(12,934.32)	300.00	(13,234.32)
584-9024	TITLE IV-A - STUDENT SUPPORT FY 2024	0.00	0.00	11,497.39	0.00	12,774.88	(1,277.49)	0.00	(1,277.49)
584-9124	STRONGER CONNECTIONS FY 2024 GRANT	0.00	0.00	0.00	(3,720.00)	0.00	0.00	1,631.00	(1,631.00)
587-9024	PRESCHOOL DISABILITIES - FY 2024	0.00	0.00	5,000.00	0.00	5,000.00	0.00	1,156.00	(1,156.00)
587-9222	ARP PRESCHOOL DISABILITIES FY 2022 FEDERAL GRANT	0.00	0.00	655.20	0.00	655.20	0.00	0.00	0.00
590-9024	TITLE II-A FY 2024	0.00	0.00	31,195.63	0.00	33,799.47	(2,603.84)	0.00	(2,603.84)
599-9023	SCHOOL SAFETY GRANT - FY 2023	17,985.76	0.00	0.00	0.00	17,985.76	0.00	0.00	0.00
599-9123	NLSP CAFETERIA EQUIPMENT GRANT FY 2023	0.00	0.00	35,000.00	0.00	35,000.00	0.00	0.00	0.00
Grand Total		16,461,257.65	\$ \$ 6,031,771.84	21,752,136.95	\$ \$ 2,207,743.11	\$ 20,040,682.80	\$ 18,172,711.80	\$ \$ 2,796,205.51	\$ 15,376,506.29

**2023-2024
FINANCIAL FORECASTS
AND
ACTUALS**



**NORTH UNION LOCAL SCHOOL DISTRICT
2022-2023 CASH PROJECTION
GENERAL FUND BUDGET
April 2024**

MONTH	JULY	AUGUST	SEPTEMBER	OCTOBER	NOVEMBER	DECEMBER	JANUARY	FEBRUARY	MARCH	APRIL	MAY	JUNE
BEGINNING CASH BALANCE	\$14,016,278	\$14,176,586	\$13,704,904	\$15,202,163	\$15,503,265	\$14,706,657	\$14,207,268	\$13,910,627	\$13,154,097	\$16,002,901	\$16,411,643	\$15,654,113
RECEIPTS:												
LOCAL SOURCES:												
Real Estate	\$0	\$129,493	\$2,387,557	\$0	\$0	\$0	\$0	\$0	\$3,494,316	\$0	\$0	\$0
Personal Tangible	\$0	\$2,833	\$283,088	\$0	\$0	\$0	\$0	\$0	\$271,565	\$0	\$0	\$0
Investment Earnings	\$44,925	\$59,447	\$55,251	\$72,667	\$55,924	\$55,924	\$55,924	\$55,924	\$55,924	\$55,924	\$55,924	\$55,923
Income Tax	\$890,366	\$0	\$0	\$620,358	\$0	\$0	\$569,150	\$0	\$0	\$754,097	\$0	\$0
Other	\$119,328	\$10,479	\$78,659	\$7,298	\$11,573	\$11,573	\$11,573	\$11,573	\$11,573	\$32,704	\$11,573	\$11,573
STATE SOURCES:												
Foundation Program	\$713,556	\$775,068	\$712,307	\$817,481	\$710,155	\$710,155	\$710,155	\$710,155	\$710,155	\$710,155	\$710,155	\$710,155
Rollback/Homestead	\$0	\$0	\$0	\$420,952	\$0	\$0	\$0	\$0	\$0	\$387,996	\$0	\$0
Other	\$49,555	\$49,819	\$49,281	\$69,046	\$52,594	\$52,594	\$52,594	\$52,594	\$52,594	\$52,594	\$52,594	\$52,593
TRANSFERS:												
Transfers/Adv In	\$0	\$0	\$0	\$0	\$0	\$0	\$0	\$0	\$0	\$0	\$0	\$0
Prior Year Refund	\$4,289	\$63,431	\$0	\$0	\$0	\$0	\$0	\$0	\$1,232	\$1,048	\$0	\$0
TOTAL RECEIPTS:	\$1,822,019	\$1,090,570	\$3,566,142	\$2,007,803	\$830,246	\$830,246	\$1,399,396	\$830,246	\$4,597,359	\$1,994,518	\$830,246	\$830,244
TOTAL REC + CASH BALANCE	\$15,838,298	\$15,267,156	\$17,271,046	\$17,209,965	\$16,333,511	\$15,536,903	\$15,606,664	\$14,740,873	\$17,751,456	\$17,997,419	\$17,241,889	\$16,484,357
EXPENDITURES:												
Salary/Wages	\$826,774	\$841,205	\$880,867	\$865,598	\$844,339	\$844,339	\$944,339	\$844,339	\$944,339	\$844,339	\$844,339	\$984,342
Fringe Benefits	\$446,448	\$436,204	\$426,139	\$445,143	\$443,143	\$146,635	\$408,776	\$403,776	\$403,776	\$402,776	\$404,776	\$403,776
Purchased Services	\$152,640	\$239,957	\$197,703	\$236,463	\$223,201	\$223,201	\$223,201	\$223,201	\$223,201	\$223,201	\$223,201	\$223,201
Supplies/Materials	\$39,863	\$20,883	\$69,249	\$89,147	\$79,653	\$79,653	\$79,653	\$79,653	\$79,653	\$79,653	\$79,653	\$79,653
Capital Outlay/Equipment	\$165,698	\$687	\$445,630	\$58,346	\$33,833	\$33,833	\$33,833	\$33,833	\$33,833	\$33,833	\$33,833	\$33,833
Transfers/Adv. Out	\$0	\$1,000	\$200	\$0	\$0	\$0	\$0	\$0	\$0	\$0	\$0	\$18,800
Other	\$30,290	\$22,315	\$49,095	\$12,005	\$2,685	\$1,974	\$6,235	\$1,974	\$63,753	\$1,974	\$1,974	\$1,974
TOTAL EXPENDITURES:	\$1,661,712	\$1,562,252	\$2,068,883	\$1,706,701	\$1,626,854	\$1,329,635	\$1,696,037	\$1,586,776	\$1,748,555	\$1,585,776	\$1,587,776	\$1,745,579
ENDING CASH BALANCE:	\$14,176,586	\$13,704,904	\$15,202,163	\$15,503,265	\$14,706,657	\$14,207,268	\$13,910,627	\$13,154,097	\$16,002,901	\$16,411,643	\$15,654,113	\$14,738,778
TOTAL RECEIPTS VS.	\$1,822,019	\$1,090,570	\$3,566,142	\$2,007,803	\$830,246	\$830,246	\$1,399,396	\$830,246	\$4,597,359	\$1,994,518	\$830,246	\$830,244
TOTAL EXPENDITURES	\$1,661,712	\$1,562,252	\$2,068,883	\$1,706,701	\$1,626,854	\$1,329,635	\$1,696,037	\$1,586,776	\$1,748,555	\$1,585,776	\$1,587,776	\$1,745,579
	\$160,307	-\$471,682	\$1,497,259	\$301,102	-\$796,608	-\$499,389	-\$296,641	-\$756,530	\$2,848,804	\$408,742	-\$757,530	-\$915,335

Forecast Based Upon November 2023 Five Year Forecast.

**NORTH UNION LOCAL SCHOOL DISTRICT
2022-2023 CASH PROJECTION
GENERAL FUND ACTUALS
April 2024**

MONTH	JULY	AUGUST	SEPTEMBER	OCTOBER	NOVEMBER	DECEMBER	JANUARY	FEBRUARY	MARCH	APRIL	MAY	JUNE
BEGINNING CASH BALANCE	\$14,016,278	\$14,176,586	\$13,704,904	\$15,202,163	\$15,503,265	\$14,701,329	\$14,225,686	\$14,029,596	\$13,582,648	\$13,089,446	\$16,326,896	\$16,326,896
RECEIPTS:												
LOCAL SOURCES:												
Real Estate	\$0	\$129,493	\$2,387,557	\$0	\$0	\$0	\$0	\$0	\$215,350	\$3,354,197	\$0	\$0
Personal Tangible	\$0	\$2,833	\$283,088	\$0	\$0	\$0	\$0	\$0	\$2,909	\$273,776	\$0	\$0
Investment Earnings	\$44,925	\$59,447	\$55,251	\$72,667	\$63,949	\$50,186	\$51,986	\$42,451	\$44,922	\$76,016	\$0	\$0
Income Tax	\$890,366	\$0	\$0	\$620,358	\$0	\$0	\$528,196	\$0	\$0	\$701,275	\$0	\$0
Other	\$119,328	\$10,479	\$78,659	\$7,298	\$8,018	\$10,343	\$22,122	\$322,809	\$45,333	\$4,965	\$0	\$0
STATE SOURCES:												
Foundation Program	\$713,556	\$775,068	\$712,307	\$817,481	\$692,151	\$700,247	\$730,475	\$684,559	\$686,213	\$670,748	\$0	\$0
Rollback/Homestead	\$0	\$0	\$0	\$420,952	\$0	\$0	\$0	\$0	\$0	\$27,811	\$0	\$0
Other	\$49,555	\$49,819	\$49,281	\$69,046	\$54,433	\$64,685	\$54,968	\$55,227	\$54,926	\$132,664	\$0	\$0
TRANSFERS:												
Transfers/Adv In	\$0	\$0	\$0	\$0	\$0	\$0	\$0	\$0	\$0	\$0	\$0	\$0
Prior Year Refund	\$4,289	\$63,431	\$0	\$0	\$0	\$0	\$0	\$0	\$11	\$0	\$0	\$0
TOTAL RECEIPTS:	\$1,822,019	\$1,090,570	\$3,566,142	\$2,007,803	\$818,552	\$825,462	\$1,387,747	\$1,105,047	\$1,049,664	\$5,241,452	\$0	\$0
TOTAL REC + CASH BALANCE	\$15,838,298	\$15,267,156	\$17,271,046	\$17,209,965	\$16,321,816	\$15,526,791	\$15,613,432	\$15,134,643	\$14,632,312	\$18,330,898	\$16,326,896	\$16,326,896
EXPENDITURES:												
Salary/Wages	\$826,774	\$841,205	\$880,867	\$865,598	\$849,894	\$849,643	\$876,828	\$881,506	\$865,043	\$810,494	\$0	\$0
Fringe Benefits	\$446,448	\$436,204	\$426,139	\$445,143	\$464,071	\$154,173	\$427,098	\$436,084	\$414,760	\$425,584	\$0	\$0
Purchased Services	\$152,640	\$239,957	\$197,703	\$236,463	\$180,394	\$121,914	\$238,981	\$179,817	\$188,378	\$365,413	\$0	\$0
Supplies/Materials	\$39,863	\$20,883	\$69,249	\$89,147	\$95,722	\$37,627	\$29,481	\$48,367	\$55,368	\$197,784	\$0	\$0
Capital Outlay/Equipment	\$165,698	\$687	\$445,630	\$58,346	\$30,052	\$131,011	\$2,563	\$4,741	\$13,547	\$113,814	\$0	\$0
Transfers/Adv. Out	\$0	\$1,000	\$200	\$0	\$0	\$0	\$0	\$0	\$0	\$0	\$0	\$0
Other	\$30,290	\$22,315	\$49,095	\$12,005	\$354	\$6,737	\$8,886	\$1,480	\$5,769	\$90,914	\$0	\$0
TOTAL EXPENDITURES:	\$1,661,712	\$1,562,252	\$2,068,883	\$1,706,701	\$1,620,487	\$1,301,105	\$1,583,836	\$1,551,995	\$1,542,866	\$2,004,002	\$0	\$0
ENDING CASH BALANCE:	\$14,176,586	\$13,704,904	\$15,202,163	\$15,503,265	\$14,701,329	\$14,225,686	\$14,029,596	\$13,582,648	\$13,089,446	\$16,326,896	\$16,326,896	\$16,326,896
TOTAL RECEIPTS VS.	\$1,822,019	\$1,090,570	\$3,566,142	\$2,007,803	\$818,552	\$825,462	\$1,387,747	\$1,105,047	\$1,049,664	\$5,241,452	\$0	\$0
TOTAL EXPENDITURES	\$1,661,712	\$1,562,252	\$2,068,883	\$1,706,701	\$1,620,487	\$1,301,105	\$1,583,836	\$1,551,995	\$1,542,866	\$2,004,002	\$0	\$0
	\$160,307	-\$471,682	\$1,497,259	\$301,102	-\$801,936	-\$475,643	-\$196,089	-\$446,948	-\$493,202	\$3,237,450	\$0	\$0

North Union Budget vs. Actual

July 2023 - April 2024

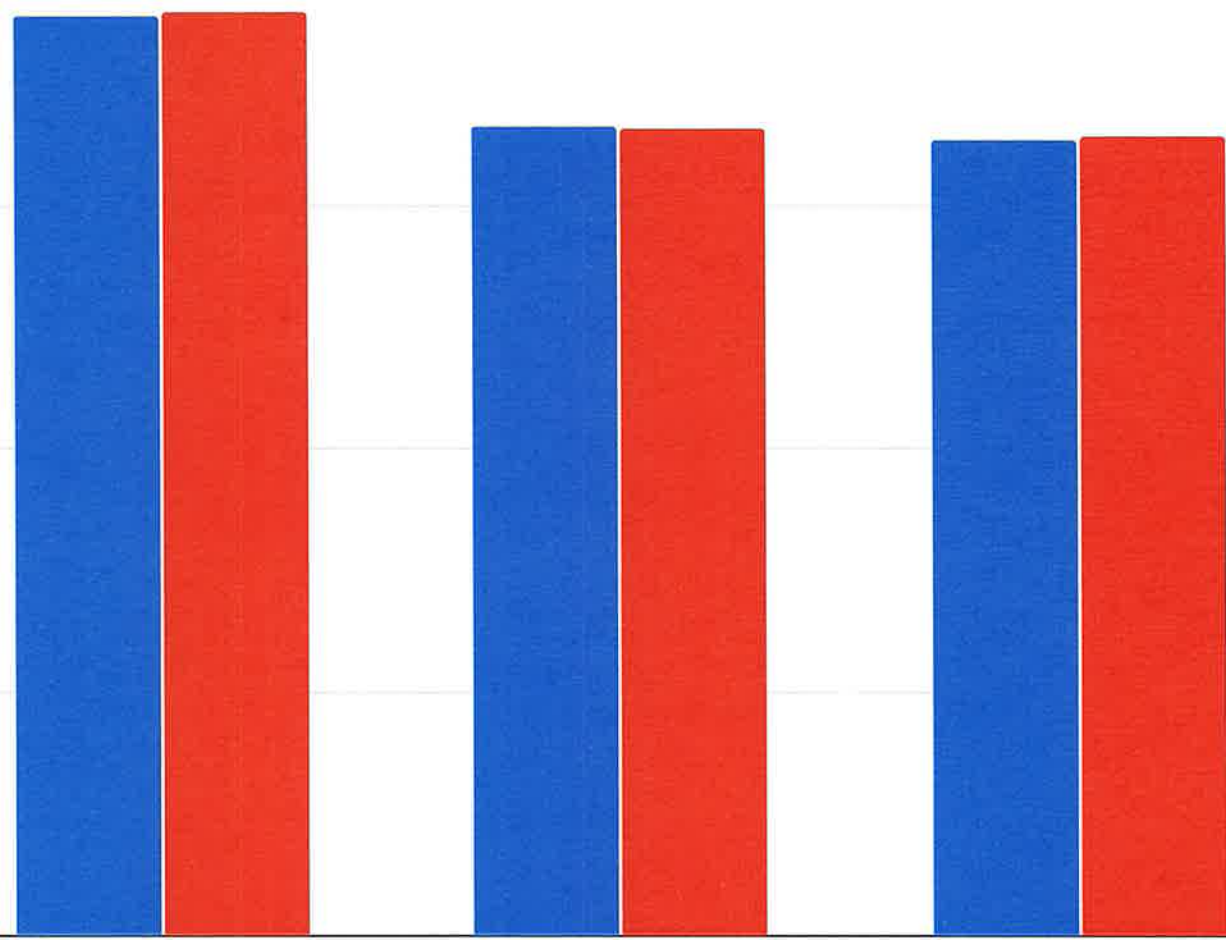
\$20,000,000.00

\$15,000,000.00

\$10,000,000.00

\$5,000,000.00

\$0.00



Revenues

Expenditures

Ending Cash Balance

Actual Budgeted

North Union Revenue Breakdown

July 2023 - April 2024

Other Local, Refunds
3.7%

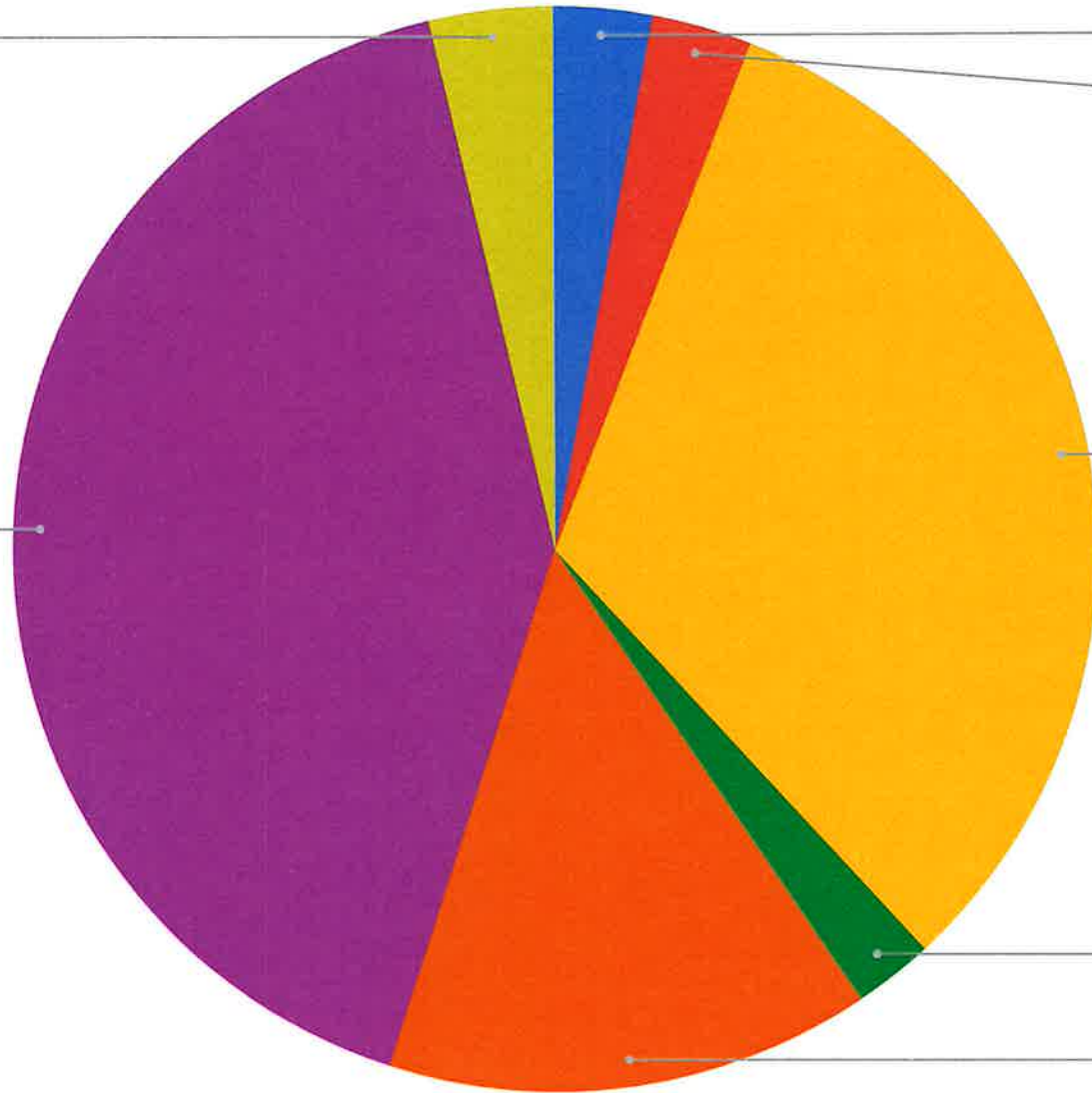
Interest
3.0%
Tangible
3.0%

State Support
41.3%

Real Estate
32.2%

Rollback & Homestead
2.4%

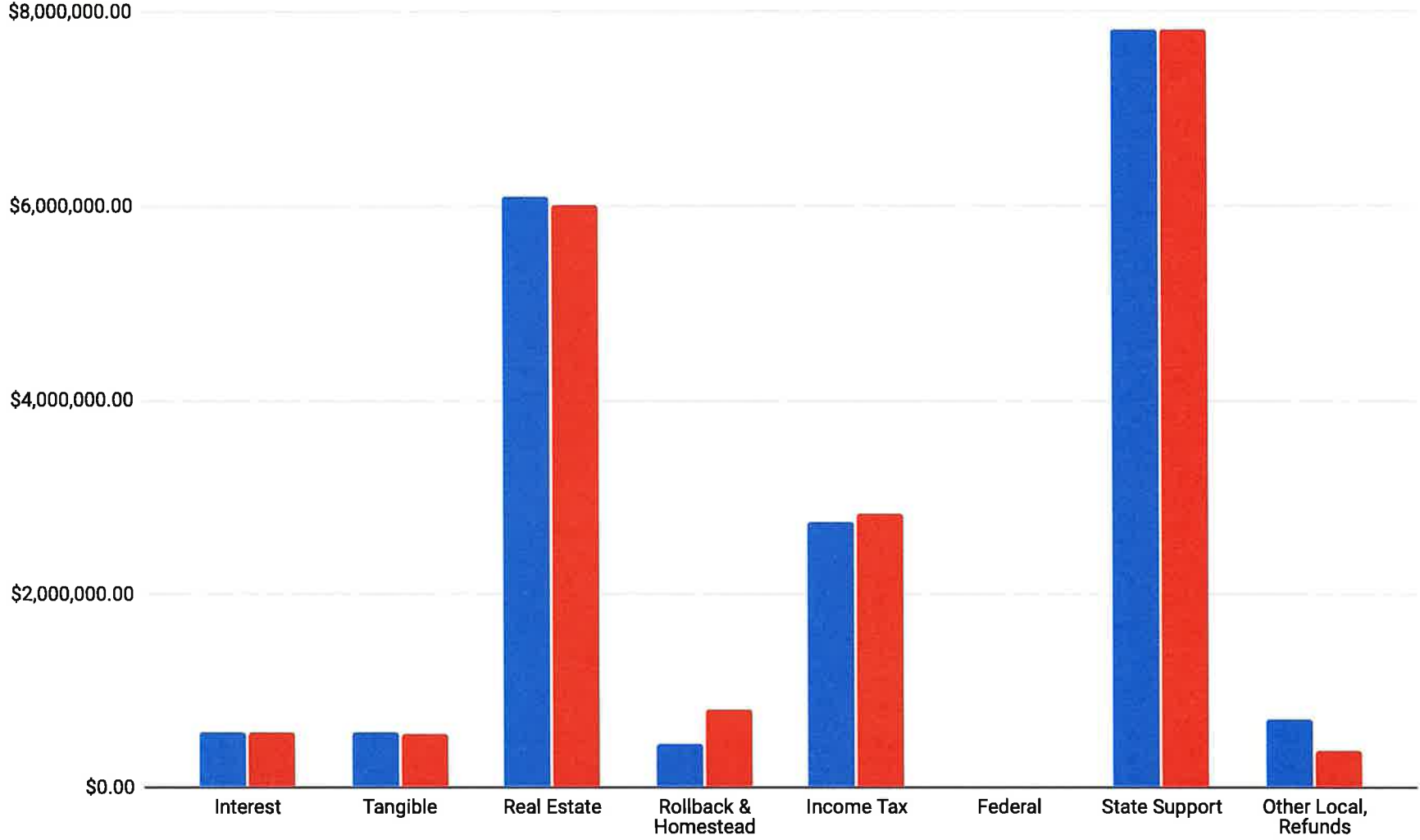
Income Tax
14.5%



North Union Revenue - Actual vs Budget

July 2023 - April 2024

Actual Budget



North Union Expenditure Breakdown

July 2023 - April 2024

Other Expenditures

1.4%

Capital Outlay

5.8%

Supplies

4.1%

Purchased Services

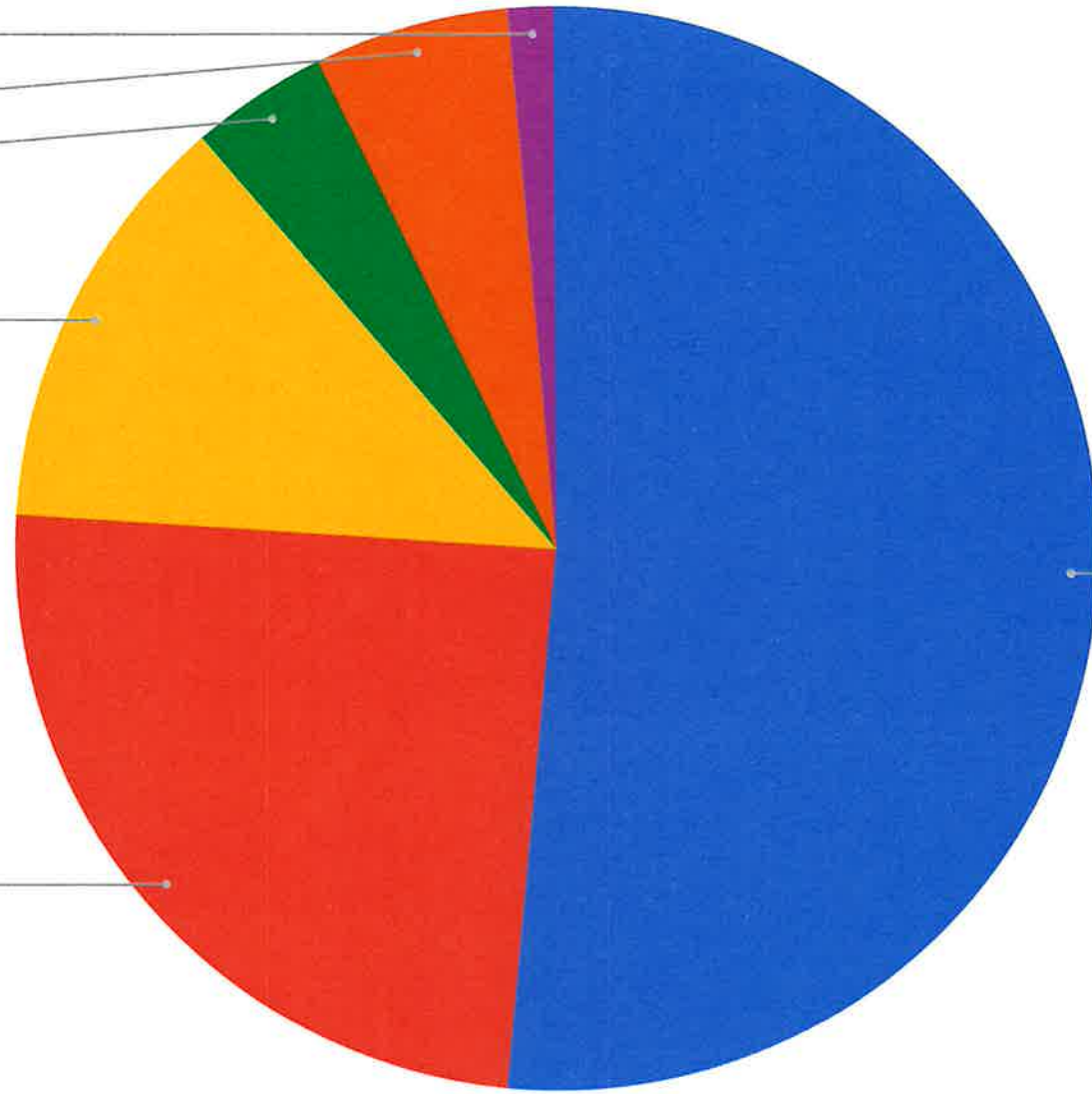
12.7%

Benefits

24.5%

Salaries

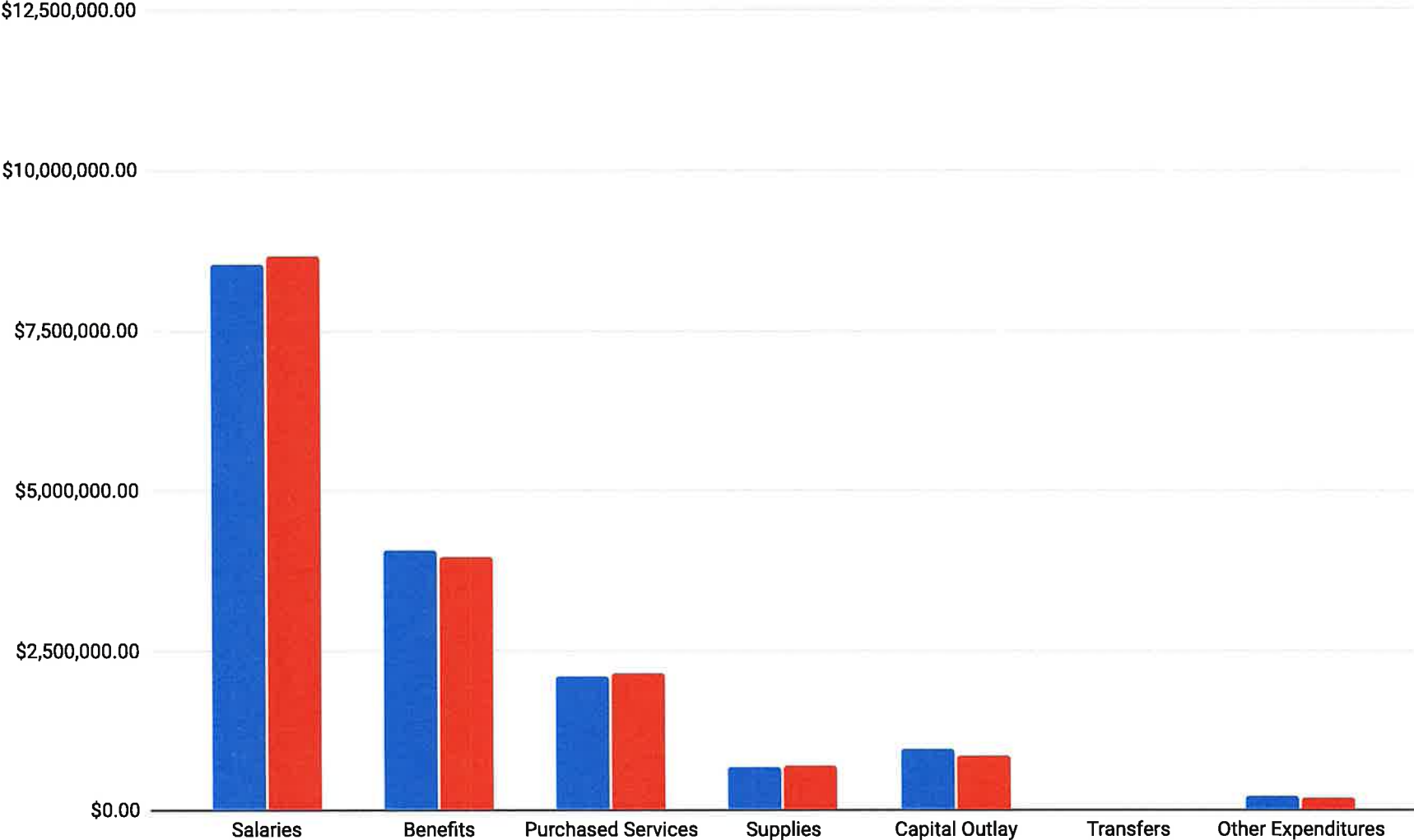
51.5%



North Union Expenditures - Budget vs. Actual

July 2023 - April 2024

Actual Budget



VARIANCE

REPORT



**North Union LSD
Variance Comparison
Budget Vs. Actual**

FYTD vs FYTD				
	Budget	Actual	Variance	Explanation
BEGINNING CASH BALANCE	\$14,016,278	\$14,016,278	\$0	
RECEIPTS:				
LOCAL SOURCES:				
Real Estate	\$6,011,365	\$6,086,595	\$75,230	Higher R/E Values = Higher Settlements
Personal Tangible	\$557,486	\$562,606	\$5,120	Higher UPP Values
Investment Earnings	\$567,834	\$561,802	-\$6,033	Timing of CD payments, Lower Investment Amounts
Income Tax	\$2,833,971	\$2,740,195	-\$93,776	Lower Income Tax Settlement
Other	\$306,333	\$629,355	\$323,022	Excess Costs Payment, Medicaid True Up Payment, Tuition
STATE SOURCES:				
Foundation Program	\$7,279,342	\$7,182,805	-\$96,537	Currently Lower Than Expected
Rollback/Homestead	\$808,948	\$448,762	-\$360,185	Timing of Union County H/R
Other	\$533,265	\$634,605	\$101,339	Currently Higher - Restricted Instructional Materials Payment
TRANSFERS:				
Transfers/Adv In	\$0	\$0	\$0	
Prior Year Refund	\$70,000	\$67,731	-\$2,269	Lower Than Expected
TOTAL RECEIPTS:	\$18,968,544	\$18,914,456	-\$54,088	Timing of Union County H/R Payment, Lower Income Tax, Lower State Foundation
TOTAL REC + CASH BALANCE	\$32,984,823	\$32,930,734	-\$54,088	Timing of Union County H/R Payment, Lower Income Tax, Lower State Foundation
EXPENDITURES:				
Salary/Wages	\$8,680,478	\$8,547,851	\$132,627	Lower Due to Grant Adjustments - Grants Expire In Sept 2024
Fringe Benefits	\$3,962,816	\$4,075,705	-\$112,889	Higher - Foundation STRS/SERS, More On Insurance
Purchased Services	\$2,165,969	\$2,101,659	\$64,309	Lower Than Expected, Timing
Supplies/Materials	\$697,059	\$683,489	\$13,570	Lower - Timing of Invoices
Capital Outlay/Equipment	\$873,359	\$966,089	-\$92,730	Bus Purchase, Other Capital Improvements
Transfers/Adv. Out	\$1,200	\$1,200	\$0	
Other	\$192,299	\$227,844	-\$35,546	Higher Collection Fees, Other
TOTAL EXPENDITURES:	\$16,573,180	\$16,603,838	-\$30,659	Higher Benefits, Bus Purchase, Collection Fees
ENDING CASH BALANCE:	\$16,411,643	\$16,326,896	-\$84,747	Higher Expenses, Lower Revenue (Timing of H/R Payment)

North Union LSD
Budget Variance Comparison
Budget Vs. Actual

	Month vs Month			Explanation
	Budget	April 2024	Variance	
BEGINNING CASH BALANCE	\$16,002,901	\$13,089,446	-\$2,913,455	Lower Beginning Balance
RECEIPTS:				
LOCAL SOURCES:				
Real Estate	\$0	\$3,354,197	\$3,354,197	Timing of Union County Settlement
Personal Tangible	\$0	\$273,776	\$273,776	Timing of Union County Settlement
Investment Earnings	\$55,924	\$76,016	\$20,092	Timing of CD Interest Payment
Income Tax	\$754,097	\$701,275	-\$52,822	Lower Income Tax Settlement
Other	\$32,704	\$4,965	-\$27,739	Lower Medicaid Payments, Other
STATE SOURCES:				
Foundation Program	\$710,155	\$670,748	-\$39,407	Lower Than Expected
Rollback/Homestead	\$387,996	\$27,811	-\$360,185	Timing of Union County H/R Payment
Other	\$52,594	\$132,664	\$80,070	Higher At This Time, Restricted Instructional Materials Payment
TRANSFERS:				
Transfers/Adv In	\$0	\$0	\$0	
Prior Year Refund	\$1,048	\$0	-\$1,048	No Refunds This Month
TOTAL RECEIPTS:	\$1,994,518	\$5,241,452	\$3,246,934	Timing of Union County Settlement
TOTAL REC + CASH BALANCE	\$17,997,419	\$18,330,898	\$333,479	Timing of Union County Settlement
EXPENDITURES:				
Salary/Wages	\$844,339	\$810,494	\$33,845	Lower Than Expected, Grant Adjustments
Fringe Benefits	\$402,776	\$425,584	-\$22,808	Higher - Payroll Taxes, Foundation STRS/SERS, More On Insurance
Purchased Services	\$223,201	\$365,413	-\$142,212	Higher Than Expected, Timing - ESC Charges, BloomBoard
Supplies/Materials	\$79,653	\$197,784	-\$118,131	Higher - Timing of Invoices
Capital Outlay/Equipment	\$33,833	\$113,814	-\$79,981	Higher Than Expected, Timing - New Technology Equipment (Chromebooks)
Transfers/Adv. Out	\$0	\$0	\$0	
Other	\$1,974	\$90,914	-\$88,940	Timing of Union County Settlement
TOTAL EXPENDITURES:	\$1,585,776	\$2,004,002	-\$418,226	Higher In Almost All Categories
ENDING CASH BALANCE:	\$16,411,643	\$16,326,896	-\$84,747	Higher Expenses

**North Union LSD
Variance Comparison
FY 2023 vs. FY 2024**

FYTD vs FYTD

	23	24	Variance	Explanation
BEGINNING CASH BALANCE	\$12,900,580	\$14,016,278	\$1,115,698	Higher Beginning Balance
RECEIPTS:				
LOCAL SOURCES:				
Real Estate	\$5,527,685	\$6,086,595	\$558,910	Higher Real Estate Settlements
Personal Tangible	\$512,200	\$562,606	\$50,406	Higher Utility Personal Property Settlements
Investment Earnings	\$368,250	\$561,802	\$193,552	Much Higher Interest Rates
Income Tax	\$2,804,054	\$2,740,195	-\$63,859	Lower Income Tax Settlement, Timing of Certain Tax Payers
Other	\$386,994	\$629,355	\$242,361	Medicaid Settlement Timing, E-Rate, Tuition
STATE SOURCES:				
Foundation Program	\$7,243,778	\$7,182,805	-\$60,973	Lower Foundation at This Time, Coding
Rollback/Homestead	\$353,588	\$448,762	\$95,174	Higher H/R Settlements, Higher R/E Values, Timing
Other	\$498,014	\$634,605	\$136,591	Currently Higher. Instructional Materials Payment
TRANSFERS:				
Transfers/Adv In	\$0	\$0	\$0	
Prior Year Refund	\$46,148	\$67,731	\$21,583	Higher SERS Refund
TOTAL RECEIPTS:	\$17,740,711	\$18,914,456	\$1,173,745	Higher In Most Categories
TOTAL REC + CASH BALANCE	\$30,641,291	\$32,930,734	\$2,289,443	Higher Beginning Balance, Higher Revenue
EXPENDITURES:				
Salary/Wages	\$8,269,629	\$8,547,851	-\$278,222	Higher - Higher Salaries, Negotiated Agreement, Timing of New Staff First Pay, Severance
Fringe Benefits	\$3,869,383	\$4,075,705	-\$206,322	Higher Costs, Higher Insurance Charges, More Utilizing Insurance Coverage
Purchased Services	\$1,955,246	\$2,101,659	-\$146,413	Higher Service Costs, ESC Contracts/Services, BloomBoard
Supplies/Materials	\$651,895	\$683,489	-\$31,594	Higher Costs, Fewer Grants
Capital Outlay/Equipment	\$287,490	\$966,089	-\$678,599	Playground Project, Sports Fields, Bus Purchase
Transfers/Adv. Out	\$1,000	\$1,200	-\$200	Higher Transfer To Freshman/Sophomore Classes
Other	\$176,583	\$227,844	-\$51,261	Higher County Auditor Charges, Higher Income Tax Fees, OSBA Payment Timing
TOTAL EXPENDITURES:	\$15,211,226	\$16,603,838	-\$1,392,612	Higher Costs In Every Category
ENDING CASH BALANCE:	\$15,430,065	\$16,326,896	\$896,831	Higher Revenue, Higher Beginning Balance

**North Union LSD
Variance Comparison
FY 2023 vs. FY 2024**

	Month vs Month			
	April 2023	April 2024	Variance	Explanation
BEGINNING CASH BALANCE	\$11,871,156	\$13,089,446	\$1,218,290	Higher Beginning Balance
RECEIPTS:				
LOCAL SOURCES:				
Real Estate	\$3,302,662	\$3,354,197	\$51,535	Higher Union Co. Settlement
Personal Tangible	\$258,916	\$273,776	\$14,860	Higher Union Co. Settlement
Investment Earnings	\$55,026	\$76,016	\$20,990	Higher - Timing of CD Payment
Income Tax	\$735,851	\$701,275	-\$34,576	Lower Income Tax Settlement
Other	\$8,134	\$4,965	-\$3,169	Lower Medicaid Payments
STATE SOURCES:				
Foundation Program	\$708,691	\$670,748	-\$37,943	Lower - Foundation Formula Timing
Rollback/Homestead	\$0	\$27,811	\$27,811	Delaware County H/R Payment Timing
Other	\$48,546	\$132,664	\$84,118	Higher - Restricted Instructional Materials Payment
TRANSFERS:				
Transfers/Adv In	\$0	\$0	\$0	
Prior Year Refund	\$0	\$0	\$0	
TOTAL RECEIPTS:	\$5,117,826	\$5,241,452	\$123,626	Higher Union County Settlement, Other State Payments
TOTAL REC + CASH BALANCE	\$16,988,982	\$18,330,898	\$1,341,916	Higher Beginning Balance, Higher Revenue
EXPENDITURES:				
Salary/Wages	\$802,762	\$810,494	-\$7,732	Higher At This Time This Month
Fringe Benefits	\$405,323	\$425,584	-\$20,261	Higher This Month, More Moving To Our Insurance
Purchased Services	\$207,684	\$365,413	-\$157,729	Higher This Month, Timing
Supplies/Materials	\$64,548	\$197,784	-\$133,236	Higher This Month, Timing
Capital Outlay/Equipment	\$0	\$113,814	-\$113,814	Higher This Month, Timing
Transfers/Adv. Out	\$0	\$0	\$0	
Other	\$78,600	\$90,914	-\$12,314	Higher This Month, Timing
TOTAL EXPENDITURES:	\$1,558,917	\$2,004,002	-\$445,085	Higher Expenses in Every Category
ENDING CASH BALANCE:	\$15,430,065	\$16,326,896	\$896,831	Higher Beginning Balance, Higher Revenue

FIVE YEAR FINANCIAL FORECAST



NORTH UNION LOCAL SCHOOLS FIVE-YEAR FORECAST

	FY22	FY23	FY24	FY25	FY26	FY27	FY28
OPERATIONAL REVENUE							
Real Estate Taxes	\$5,042,726	\$5,536,392	\$6,105,633	\$6,227,326	\$6,411,745	\$6,576,481	\$6,615,555
Utility Property	\$490,777	\$512,200	\$562,606	\$564,583	\$584,560	\$607,101	\$631,200
Income Taxes	\$2,414,405	\$2,804,054	\$2,740,195	\$2,767,597	\$2,795,273	\$2,823,226	\$2,851,458
Other Local Revenue	\$502,239	\$410,479	\$529,480	\$571,106	\$519,337	\$533,497	\$492,977
State Foundation Program	\$8,642,039	\$8,663,808	\$8,620,572	\$8,627,627	\$8,628,085	\$8,628,545	\$8,629,008
Rollback & Homestead Program	\$703,513	\$774,088	\$857,323	\$802,548	\$823,199	\$848,322	\$853,539
Other State Revenue	\$605,373	\$596,790	\$665,349	\$663,587	\$663,588	\$663,588	\$663,588
Investment Earnings	\$89,156	\$470,275	\$679,681	\$570,087	\$560,685	\$491,471	\$482,442
Other Non-Operating Revenue	\$60,240	\$46,589	\$67,731	\$77,731	\$77,731	\$77,731	\$77,731
TOTAL OPERATIONAL REVENUE	\$18,550,468	\$19,814,676	\$20,828,570	\$20,872,192	\$21,064,203	\$21,249,962	\$21,297,498
OPERATIONAL EXPENSES							
Salaries and Wages	\$9,950,143	\$10,113,260	\$10,509,159	\$11,215,980	\$11,699,728	\$12,208,354	\$12,739,254
Fringe Benefits	\$4,322,518	\$4,718,036	\$4,921,369	\$5,714,507	\$6,180,020	\$6,684,016	\$7,233,591
Purchased Services	\$2,504,373	\$2,487,974	\$2,612,374	\$2,742,992	\$2,880,142	\$3,024,149	\$3,175,357
Supplies/Materials	\$693,420	\$744,159	\$856,367	\$845,435	\$861,457	\$904,530	\$949,756
Capital Outlay/Equipment	\$335,085	\$457,618	\$941,024	\$746,974	\$603,222	\$609,781	\$616,669
Other Expenses	\$214,473	\$176,930	\$271,250	\$271,250	\$271,250	\$271,250	\$271,250
Transfers/Advances	\$101,000	\$1,000	\$20,000	\$20,000	\$20,000	\$20,000	\$20,000
TOTAL OPERATIONAL EXPENSES	\$18,121,011	\$18,698,977	\$20,131,543	\$21,557,138	\$22,515,819	\$23,722,080	\$25,005,877
OPERATIONAL PROFIT/LOSS	\$429,457	\$1,115,699	\$697,027	-\$684,946	-\$1,451,616	-\$2,472,118	-\$3,708,379
Add Beginning Cash	\$12,471,122	\$12,900,579	\$14,016,278	\$14,713,305	\$14,028,359	\$12,576,743	\$10,104,625
ENDING CASH BALANCE	\$12,900,579	\$14,016,278	\$14,713,305	\$14,028,359	\$12,576,743	\$10,104,625	\$6,396,246
LESS ENCUMBRANCES	\$961,389	\$1,121,884	\$1,121,884	\$1,121,884	\$1,121,884	\$1,121,884	\$1,121,884
ENDING AVAILABLE CASH BALANCE	\$11,939,190	\$12,894,394	\$13,591,421	\$12,906,475	\$11,454,859	\$8,982,741	\$5,274,362
	FY22	FY23	FY24	FY25	FY26	FY27	FY28

CURRENT MONTH'S CHECK REGISTER



North Union Local Schools April 2024 AP Check Register

Primary Name	Check #	Date	Type	Amount	Check Type	Reconcile Date	Status	Void Date
AMAZON.COM	92346	4/5/2024	ACCOUNTS_PA YABLE	\$ 3,772.24	Check	5/1/2024	RECONCILED	
ANTHEM SPORTS, LLC	92347	4/5/2024	ACCOUNTS_PA YABLE	1,538.67	Check	5/1/2024	RECONCILED	
AQUA SYSTEMS	92348	4/5/2024	ACCOUNTS_PA YABLE	99.80	Check	5/1/2024	RECONCILED	
ASHLEY M ANDERSON	92349	4/5/2024	ACCOUNTS_PA YABLE	91.12	Check	5/1/2024	RECONCILED	
BLUFFTON UNIVERSITY	92350	4/5/2024	ACCOUNTS_PA YABLE	400.00	Check	5/1/2024	RECONCILED	
BRIAN NAUMAN	92351	4/5/2024	ACCOUNTS_PA YABLE	284.51	Check	5/1/2024	RECONCILED	
BRICKER GRAYDON LLP	92352	4/5/2024	ACCOUNTS_PA YABLE	4,873.50	Check	5/1/2024	RECONCILED	
BULLSEYE SPECIALTY PRINTING	92353	4/5/2024	ACCOUNTS_PA YABLE	1,597.05	Check	5/1/2024	RECONCILED	
CANDACE HUNT	92354	4/5/2024	ACCOUNTS_PA YABLE	41.00	Check	5/1/2024	RECONCILED	
CAROLINA BIOLOGICAL SUPPLY	92355	4/5/2024	ACCOUNTS_PA YABLE	774.84	Check	5/1/2024	RECONCILED	
CENTERBURG MUSIC BOOSTERS INC	92356	4/5/2024	ACCOUNTS_PA YABLE	75.00	Check		OUTSTANDING	
CITY BARBEQUE, LLC	92357	4/5/2024	ACCOUNTS_PA YABLE	3,818.45	Check	5/1/2024	RECONCILED	
COLONEL CRAWFORD LOCAL SCHOOL DISTRICT	92358	4/5/2024	ACCOUNTS_PA YABLE	200.00	Check	5/1/2024	RECONCILED	
ELECTRONIC SECURITY SERVICES	92359	4/5/2024	ACCOUNTS_PA YABLE	5,021.10	Check	5/1/2024	RECONCILED	
EQUIPARTS CORP	92360	4/5/2024	ACCOUNTS_PA YABLE	849.68	Check	5/1/2024	RECONCILED	
ESC OF CENTRAL OHIO	92361	4/5/2024	ACCOUNTS_PA YABLE	3,979.64	Check	5/1/2024	RECONCILED	
FILE 13 AT UCO INDUSTRIES	92362	4/5/2024	ACCOUNTS_PA YABLE	40.00	Check	5/1/2024	RECONCILED	
GORDON FLESCH COMPANY, INC.	92363	4/5/2024	ACCOUNTS_PA YABLE	197.21	Check	5/1/2024	RECONCILED	
GORDON FOODS	92364	4/5/2024	ACCOUNTS_PA YABLE	17,232.18	Check	5/1/2024	RECONCILED	
GRAD RECOGNITION SERVICES	92365	4/5/2024	ACCOUNTS_PA YABLE	158.00	Check	5/1/2024	RECONCILED	
HEALTHCARE BILLING SERVICES, I	92366	4/5/2024	ACCOUNTS_PA YABLE	175.32	Check	5/1/2024	RECONCILED	
HERSHEY'S CREAMERY	92367	4/5/2024	ACCOUNTS_PA YABLE	536.40	Check	5/1/2024	RECONCILED	
HUNT'S FENCE INC.	92368	4/5/2024	ACCOUNTS_PA YABLE	3,850.00	Check	5/1/2024	RECONCILED	
ILENE MICHA	92369	4/5/2024	ACCOUNTS_PA YABLE	1,108.00	Check	5/1/2024	RECONCILED	
IRENE HIRATA MCMULLEN	92370	4/5/2024	ACCOUNTS_PA YABLE	547.97	Check	5/1/2024	RECONCILED	
J.W. PEPPER & SON, INC.	92371	4/5/2024	ACCOUNTS_PA YABLE	82.78	Check	5/1/2024	RECONCILED	
JOHN DEERE FINANCIAL	92372	4/5/2024	ACCOUNTS_PA YABLE	4,115.98	Check	5/1/2024	RECONCILED	

North Union Local Schools

April 2024 AP Check Register

Primary Name	Check #	Date	Type	Amount	Check Type	Reconcile Date	Status	Void Date
JONES SCHOOL SUPPLY COMPANY, I	92373	4/5/2024	ACCOUNTS_PAYABLE	\$ 75.00	Check	5/1/2024	RECONCILED	
JOSTENS	92374	4/5/2024	ACCOUNTS_PAYABLE	25.58	Check	5/1/2024	RECONCILED	
KIMMEL CLEANERS	92375	4/5/2024	ACCOUNTS_PAYABLE	345.84	Check	5/1/2024	RECONCILED	
KINCAID WASTEWATER SERVICES	92376	4/5/2024	ACCOUNTS_PAYABLE	190.00	Check	5/1/2024	RECONCILED	
KRISTINE MATLACK	92377	4/5/2024	ACCOUNTS_PAYABLE	3,100.64	Check	5/1/2024	RECONCILED	
KROGER COMPANY	92378	4/5/2024	ACCOUNTS_PAYABLE	145.76	Check	5/1/2024	RECONCILED	
LOWE'S	92379	4/5/2024	ACCOUNTS_PAYABLE	435.10	Check	5/1/2024	RECONCILED	
MADISON/CHAMPAIN ESC	92380	4/5/2024	ACCOUNTS_PAYABLE	77,456.93	Check	5/1/2024	RECONCILED	
MARION TECHNICAL COLLEGE	92381	4/5/2024	ACCOUNTS_PAYABLE	1,909.38	Check	5/1/2024	RECONCILED	
MEMORIAL OCC. HEALTH PHYS.	92382	4/5/2024	ACCOUNTS_PAYABLE	1,077.00	Check	5/1/2024	RECONCILED	
NICK HAJJAR	92383	4/5/2024	ACCOUNTS_PAYABLE	91.12	Check	5/1/2024	RECONCILED	
NICKLES BAKERY, INC	92384	4/5/2024	ACCOUNTS_PAYABLE	620.54	Check	5/1/2024	RECONCILED	
OHIO EDISON	92385	4/5/2024	ACCOUNTS_PAYABLE	20,609.92	Check	5/1/2024	RECONCILED	
OHIO FFA ASSOCIATION	92386	4/5/2024	ACCOUNTS_PAYABLE	35.00	Check	5/1/2024	RECONCILED	
OHIO SCHOOL BUS MECHANICS ASSO	92387	4/5/2024	ACCOUNTS_PAYABLE	30.00	Check		OUTSTANDING	
PAT'S PRINT SHOP	92388	4/5/2024	ACCOUNTS_PAYABLE	234.00	Check	5/1/2024	RECONCILED	
PEACOCK WATER COND.	92389	4/5/2024	ACCOUNTS_PAYABLE	699.25	Check	5/1/2024	RECONCILED	
PEPPLE & WAGGONER, LTD.	92390	4/5/2024	ACCOUNTS_PAYABLE	4,032.00	Check	5/1/2024	RECONCILED	
PIONEER ATHLETICS	92391	4/5/2024	ACCOUNTS_PAYABLE	209.26	Check	5/1/2024	RECONCILED	
PLAYSCRIPTS, INC	92392	4/5/2024	ACCOUNTS_PAYABLE	297.62	Check		OUTSTANDING	
PLOTNER HARDWARE	92393	4/5/2024	ACCOUNTS_PAYABLE	2.50	Check	5/1/2024	RECONCILED	
RICHWOOD AUTO AND TRUCK, LLC	92394	4/5/2024	ACCOUNTS_PAYABLE	847.34	Check	5/1/2024	RECONCILED	
RIGHTWAY FOOD SERVICE	92395	4/5/2024	ACCOUNTS_PAYABLE	20,302.44	Check	5/1/2024	RECONCILED	
ROBOTEVENTS	92396	4/5/2024	ACCOUNTS_PAYABLE	897.00	Check	5/1/2024	RECONCILED	
RUMPKE	92397	4/5/2024	ACCOUNTS_PAYABLE	5,793.62	Check	5/1/2024	RECONCILED	
RURAL KING	92398	4/5/2024	ACCOUNTS_PAYABLE	209.98	Check	5/1/2024	RECONCILED	
RUSH TRUCK CENTERS	92399	4/5/2024	ACCOUNTS_PAYABLE	3,209.50	Check	5/1/2024	RECONCILED	
SANDRA RICHARDS	92400	4/5/2024	ACCOUNTS_PAYABLE	62.20	Check	5/1/2024	RECONCILED	
SC STRATEGIC SOLUTIONS, LLC	92401	4/5/2024	ACCOUNTS_PAYABLE	395.67	Check	5/1/2024	RECONCILED	

North Union Local Schools April 2024 AP Check Register

Primary Name	Check #	Date	Type	Amount	Check Type	Reconcile Date	Status	Void Date
SHEILA'S FLOWERS	92402	4/5/2024	ACCOUNTS_PA YABLE	\$ 61.00	Check	5/1/2024	RECONCILED	
SIMEON WILSON	92403	4/5/2024	ACCOUNTS_PA YABLE	1,849.72	Check	5/1/2024	RECONCILED	
SMITH FOODS INC.	92404	4/5/2024	ACCOUNTS_PA YABLE	3,275.89	Check	5/1/2024	RECONCILED	
SPEER MECHANICAL	92405	4/5/2024	ACCOUNTS_PA YABLE	1,196.54	Check	5/1/2024	RECONCILED	
STAPLES BUSINESS DELIVERY	92406	4/5/2024	ACCOUNTS_PA YABLE	124.25	Check	5/1/2024	RECONCILED	
TREASURER STATE OF OHIO	92407	4/5/2024	ACCOUNTS_PA YABLE	1,014.25	Check	5/1/2024	RECONCILED	
TREASURER, STATE OF OHIO	92408	4/5/2024	ACCOUNTS_PA YABLE	200.00	Check	5/1/2024	RECONCILED	
TRIAD HIGH SCHOOL	92409	4/5/2024	ACCOUNTS_PA YABLE	425.00	Check	5/1/2024	RECONCILED	
UPTOWN CLEANERS	92410	4/5/2024	ACCOUNTS_PA YABLE	78.00	Check		OUTSTANDING	
VAZA CONSULTING, LLC	92411	4/5/2024	ACCOUNTS_PA YABLE	1,975.00	Check	5/1/2024	RECONCILED	
VILLAGE OF RICHWOOD	92412	4/5/2024	ACCOUNTS_PA YABLE	1,926.61	Check	5/1/2024	RECONCILED	
WOLFF BROS. SUPPLY, INC.	92413	4/5/2024	ACCOUNTS_PA YABLE	62.40	Check	5/1/2024	RECONCILED	
A+ LANDSCAPING INC.	92414	4/18/2024	ACCOUNTS_PA YABLE	4,619.50	Check	5/1/2024	RECONCILED	
ACCESS 2 INTERPRETER S, LLC	92415	4/18/2024	ACCOUNTS_PA YABLE	85.00	Check	5/1/2024	RECONCILED	
AG-PRO OHIO	92416	4/18/2024	ACCOUNTS_PA YABLE	68.80	Check	5/1/2024	RECONCILED	
ALBERT HERMAN DRAPERIES, INC	92417	4/18/2024	ACCOUNTS_PA YABLE	7,456.82	Check	5/1/2024	RECONCILED	
ASHLEIGH BURLESON	92418	4/18/2024	ACCOUNTS_PA YABLE	533.85	Check	5/1/2024	RECONCILED	
BRIAN NAUMAN	92419	4/18/2024	ACCOUNTS_PA YABLE	194.00	Check	5/1/2024	RECONCILED	
BRICKER GRAYDON LLP	92420	4/18/2024	ACCOUNTS_PA YABLE	12,424.70	Check	5/1/2024	RECONCILED	
BULLSEYE SPECIALTY PRINTING	92421	4/18/2024	ACCOUNTS_PA YABLE	165.00	Check	5/1/2024	RECONCILED	
CDW-G	92422	4/18/2024	ACCOUNTS_PA YABLE	82,327.62	Check	5/1/2024	RECONCILED	
CEDAR POINT	92423	4/18/2024	ACCOUNTS_PA YABLE	1,656.00	Check	5/1/2024	RECONCILED	
COLUMBIA GAS OF OHIO	92424	4/18/2024	ACCOUNTS_PA YABLE	2,053.51	Check	5/1/2024	RECONCILED	
COLUMBUS AREA SPEECH THERAPY	92425	4/18/2024	ACCOUNTS_PA YABLE	2,100.00	Check	5/1/2024	RECONCILED	
COOL CAT SITES ENTERTAINME NT	92426	4/18/2024	ACCOUNTS_PA YABLE	731.00	Check	5/1/2024	RECONCILED	
EMS LINQ INC	92427	4/18/2024	ACCOUNTS_PA YABLE	255.01	Check		OUTSTANDING	
ESC OF CENTRAL OHIO	92428	4/18/2024	ACCOUNTS_PA YABLE	28,756.00	Check	5/1/2024	RECONCILED	
FESTIVALS OF	92429	4/18/2024	ACCOUNTS_PA	3,327.00	Check	5/1/2024	RECONCILED	

North Union Local Schools

April 2024 AP Check Register

Primary Name	Check #	Date	Type	Amount	Check Type	Reconcile Date	Status	Void Date
MUSIC			YABLE					
GAME ONE	92430	4/18/2024	ACCOUNTS_PA YABLE	\$ 115.00	Check	5/1/2024	RECONCILED	
GORDON FLESCH COMPANY, INC.	92431	4/18/2024	ACCOUNTS_PA YABLE	13,416.58	Check	5/1/2024	RECONCILED	
HERITAGE COOPERATIVE	92432	4/18/2024	ACCOUNTS_PA YABLE	9,860.85	Check	5/1/2024	RECONCILED	
HOLMES LUMBER	92433	4/18/2024	ACCOUNTS_PA YABLE	1,116.94	Check	5/1/2024	RECONCILED	
HONDA MARYSILLE	92434	4/18/2024	ACCOUNTS_PA YABLE	23,728.50	Check	5/1/2024	RECONCILED	
ILENE MICHA	92435	4/18/2024	ACCOUNTS_PA YABLE	1,108.00	Check	5/1/2024	RECONCILED	
INNOVATIVE SOLUTIONS DISTRIBUTION , INC	92436	4/18/2024	ACCOUNTS_PA YABLE	735.00	Check	5/1/2024	RECONCILED	
JARED EVANS	92437	4/18/2024	ACCOUNTS_PA YABLE	178.26	Check	5/1/2024	RECONCILED	
JUSTIN UFFERMAN	92438	4/18/2024	ACCOUNTS_PA YABLE	213.35	Check	5/1/2024	RECONCILED	
LUMEN	92439	4/18/2024	ACCOUNTS_PA YABLE	28.49	Check	5/1/2024	RECONCILED	
MECHANICSB URG EVSD	92440	4/18/2024	ACCOUNTS_PA YABLE	200.00	Check	5/1/2024	RECONCILED	
NATIONAL FFA ORGANIZATIO N	92441	4/18/2024	ACCOUNTS_PA YABLE	117.00	Check	5/1/2024	RECONCILED	
NEFF	92442	4/18/2024	ACCOUNTS_PA YABLE	271.22	Check	5/1/2024	RECONCILED	
OHIO DEPT. OF JOB AND FAMILY S	92443	4/18/2024	ACCOUNTS_PA YABLE	309.53	Check		OUTSTANDING	
OHIO EDISON	92444	4/18/2024	ACCOUNTS_PA YABLE	6.43	Check	5/1/2024	RECONCILED	
OSBA	92445	4/18/2024	ACCOUNTS_PA YABLE	1,750.00	Check	5/1/2024	RECONCILED	
PAT'S PRINT SHOP	92446	4/18/2024	ACCOUNTS_PA YABLE	221.00	Check	5/1/2024	RECONCILED	
PICKAWAY COUNTY E.S.C.	92447	4/18/2024	ACCOUNTS_PA YABLE	60.00	Check	5/1/2024	RECONCILED	
PLOTNER HARDWARE	92448	4/18/2024	ACCOUNTS_PA YABLE	126.05	Check	5/1/2024	RECONCILED	
QUILL	92449	4/18/2024	ACCOUNTS_PA YABLE	160.20	Check	5/1/2024	RECONCILED	
SAVVAS LEARNING COMPANY LLC	92450	4/18/2024	ACCOUNTS_PA YABLE	35,530.00	Check		OUTSTANDING	
SCHOLASTIC INC.	92451	4/18/2024	ACCOUNTS_PA YABLE	7,970.58	Check	5/1/2024	RECONCILED	
SCHOOL NUTRITION ASSOCIATION	92452	4/18/2024	ACCOUNTS_PA YABLE	329.00	Check		OUTSTANDING	
SEDGWICK CLAIMS MANAGEMENT SERVICES, INC.	92453	4/18/2024	ACCOUNTS_PA YABLE	1,645.00	Check	5/1/2024	RECONCILED	
SPECIALIZED EDUCATION OF OHIO, INC.	92454	4/18/2024	ACCOUNTS_PA YABLE	8,547.60	Check	5/1/2024	RECONCILED	
SPEER MECHANICAL	92455	4/18/2024	ACCOUNTS_PA YABLE	1,152.60	Check	5/1/2024	RECONCILED	
STAPLES BUSINESS DELIVERY	92456	4/18/2024	ACCOUNTS_PA YABLE	928.31	Check	5/1/2024	RECONCILED	

North Union Local Schools April 2024 AP Check Register

Primary Name	Check #	Date	Type	Amount	Check Type	Reconcile Date	Status	Void Date
STERLING PAPER	92457	4/18/2024	ACCOUNTS_PA YABLE	\$ 16,627.25	Check	5/1/2024	RECONCILED	
SUN BELT RENTALS	92458	4/18/2024	ACCOUNTS_PA YABLE	485.34	Check		OUTSTANDING	
TERMINIX COMMERCIAL	92459	4/18/2024	ACCOUNTS_PA YABLE	246.00	Check	5/1/2024	RECONCILED	
THOMAS JOLLIFF	92460	4/18/2024	ACCOUNTS_PA YABLE	2,000.00	Check	5/1/2024	RECONCILED	
UNION COUNTY SHERIFF'S OFFICE	92461	4/18/2024	ACCOUNTS_PA YABLE	25,000.00	Check	5/1/2024	RECONCILED	
UNITY SCHOOL BUS PARTS	92462	4/18/2024	ACCOUNTS_PA YABLE	99.00	Check	5/1/2024	RECONCILED	
USHS ATHLETICS	92463	4/18/2024	ACCOUNTS_PA YABLE	225.00	Check	5/1/2024	RECONCILED	
WOLFF BROS. SUPPLY, INC.	92464	4/18/2024	ACCOUNTS_PA YABLE	68.94	Check	5/1/2024	RECONCILED	
XTEK PARTNERS, INC.	92465	4/18/2024	ACCOUNTS_PA YABLE	109,650.00	Check	5/1/2024	RECONCILED	
COSI ACCOUNTS RECEIVABLE	92466	4/24/2024	ACCOUNTS_PA YABLE	825.30	Check		OUTSTANDING	
AG-PRO OHIO	92467	4/26/2024	ACCOUNTS_PA YABLE	9.24	Check		OUTSTANDING	
AIR CONTROL PRODUCTS, INC.	92468	4/26/2024	ACCOUNTS_PA YABLE	2,769.23	Check		OUTSTANDING	
ASHLEY M ANDERSON	92469	4/26/2024	ACCOUNTS_PA YABLE	20.06	Check	5/1/2024	RECONCILED	
BERWICK PIZZA	92470	4/26/2024	ACCOUNTS_PA YABLE	145.80	Check		OUTSTANDING	
BEVERLY WASSERBECK	92471	4/26/2024	ACCOUNTS_PA YABLE	50.92	Check	5/1/2024	RECONCILED	
BLICK ART MATERIALS	92472	4/26/2024	ACCOUNTS_PA YABLE	1,772.14	Check		OUTSTANDING	
BROWN COUNTY EDUCATIONAL SERVICE CENTER	92473	4/26/2024	ACCOUNTS_PA YABLE	45,000.00	Check		OUTSTANDING	
BULLSEYE SPECIALTY PRINTING	92474	4/26/2024	ACCOUNTS_PA YABLE	1,408.00	Check	5/1/2024	RECONCILED	
CARDINAL BUS SALES & SERVICE	92475	4/26/2024	ACCOUNTS_PA YABLE	477.84	Check		OUTSTANDING	
COLUMBUS AREA SPEECH THERAPY	92476	4/26/2024	ACCOUNTS_PA YABLE	3,675.00	Check	5/1/2024	RECONCILED	
DEMCO	92477	4/26/2024	ACCOUNTS_PA YABLE	275.02	Check	5/1/2024	RECONCILED	
EFFECTIVE UTILITY	92478	4/26/2024	ACCOUNTS_PA YABLE	3,036.00	Check	5/1/2024	RECONCILED	
ESC OF CENTRAL OHIO	92479	4/26/2024	ACCOUNTS_PA YABLE	4,767.14	Check	5/1/2024	RECONCILED	
FLINN SCIENTIFIC	92480	4/26/2024	ACCOUNTS_PA YABLE	213.65	Check		OUTSTANDING	
FRONTIER	92481	4/26/2024	ACCOUNTS_PA YABLE	1,474.45	Check		OUTSTANDING	
HOLMES LUMBER	92482	4/26/2024	ACCOUNTS_PA YABLE	926.34	Check		OUTSTANDING	
ILENE MICHA	92483	4/26/2024	ACCOUNTS_PA YABLE	1,108.00	Check	5/1/2024	RECONCILED	
JARED EVANS	92484	4/26/2024	ACCOUNTS_PA	245.40	Check	5/1/2024	RECONCILED	

North Union Local Schools April 2024 AP Check Register

Primary Name	Check #	Date	Type	Amount	Check Type	Reconcile Date	Status	Void Date
JCR STUDIO	92485	4/26/2024	YABLE ACCOUNTS_PA YABLE	\$ 1,893.00	Check		VOID	4/30/2024
JENNIFER HAWKINS	92486	4/26/2024	ACCOUNTS_PA YABLE	200.00	Check	5/1/2024	RECONCILED	
JOSTENS	92487	4/26/2024	ACCOUNTS_PA YABLE	728.51	Check		OUTSTANDING	
KEITH CONKLING	92488	4/26/2024	ACCOUNTS_PA YABLE	38.97	Check	5/1/2024	RECONCILED	
KRISTINE MATLACK	92489	4/26/2024	ACCOUNTS_PA YABLE	1,538.55	Check	5/1/2024	RECONCILED	
LAUREN SEAS	92490	4/26/2024	ACCOUNTS_PA YABLE	69.50	Check	5/1/2024	RECONCILED	
LYNN SCHULTZ	92491	4/26/2024	ACCOUNTS_PA YABLE	375.00	Check		OUTSTANDING	
MADISON NEEL	92492	4/26/2024	ACCOUNTS_PA YABLE	26.00	Check	5/1/2024	RECONCILED	
MFASCO HEALTH & SAFETY	92493	4/26/2024	ACCOUNTS_PA YABLE	950.16	Check		OUTSTANDING	
NEFF	92494	4/26/2024	ACCOUNTS_PA YABLE	1,514.63	Check		OUTSTANDING	
NORTH CENTRAL OHIO ESC	92495	4/26/2024	ACCOUNTS_PA YABLE	9,730.00	Check	5/1/2024	RECONCILED	
NRG BUSINESS MARKETING, LLC	92496	4/26/2024	ACCOUNTS_PA YABLE	3,481.24	Check		OUTSTANDING	
PAT'S PRINT SHOP	92497	4/26/2024	ACCOUNTS_PA YABLE	35.00	Check	5/1/2024	RECONCILED	
PLOTNER HARDWARE	92498	4/26/2024	ACCOUNTS_PA YABLE	257.04	Check	5/1/2024	RECONCILED	
RICHWOOD AUTO AND TRUCK, LLC	92499	4/26/2024	ACCOUNTS_PA YABLE	10.98	Check		OUTSTANDING	
RICHWOOD SUBWAY	92500	4/26/2024	ACCOUNTS_PA YABLE	750.00	Check	5/1/2024	RECONCILED	
ROGER'S TIRE SERVICE, LLC	92501	4/26/2024	ACCOUNTS_PA YABLE	653.84	Check	5/1/2024	RECONCILED	
RULING OUR EXPERIENCES, INC.	92502	4/26/2024	ACCOUNTS_PA YABLE	80.00	Check		OUTSTANDING	
RUSH TRUCK CENTERS	92503	4/26/2024	ACCOUNTS_PA YABLE	163.80	Check	5/1/2024	RECONCILED	
SAVVAS LEARNING COMPANY LLC	92504	4/26/2024	ACCOUNTS_PA YABLE	37,152.50	Check		OUTSTANDING	
SCHOOL SPECIALTY LLC	92505	4/26/2024	ACCOUNTS_PA YABLE	25.08	Check		OUTSTANDING	
SCOTT MARUNIAK	92506	4/26/2024	ACCOUNTS_PA YABLE	48.24	Check	5/1/2024	RECONCILED	
SHEILA'S FLOWERS	92507	4/26/2024	ACCOUNTS_PA YABLE	22.00	Check	5/1/2024	RECONCILED	
SOUNDCOM SYSTEMS	92508	4/26/2024	ACCOUNTS_PA YABLE	508.00	Check		OUTSTANDING	
SPEER MECHANICAL	92509	4/26/2024	ACCOUNTS_PA YABLE	117.90	Check	5/1/2024	RECONCILED	
STAPLES BUSINESS DELIVERY	92510	4/26/2024	ACCOUNTS_PA YABLE	87.83	Check		OUTSTANDING	
SUN BELT RENTALS	92511	4/26/2024	ACCOUNTS_PA YABLE	333.30	Check		OUTSTANDING	
TAMMY BORDERS	92512	4/26/2024	ACCOUNTS_PA YABLE	29.38	Check	5/1/2024	RECONCILED	
TEACHER'S DISCOVERY	92513	4/26/2024	ACCOUNTS_PA YABLE	242.57	Check	5/1/2024	RECONCILED	

North Union Local Schools April 2024 AP Check Register

Primary Name	Check #	Date	Type	Amount	Check Type	Reconcile Date	Status	Void Date
TRANSPORTATION ACCESSORIES VICKY CLARK	92514	4/26/2024	ACCOUNTS_PAYABLE	\$ 315.98	Check	5/1/2024	RECONCILED	
WINSOR LEARNING, INC.	92515	4/26/2024	ACCOUNTS_PAYABLE	59.85	Check	5/1/2024	RECONCILED	
SERS - MEMO EXPENSES	92516	4/26/2024	ACCOUNTS_PAYABLE	1,644.50	Check		OUTSTANDING	
STRS - MEMO EXPENSES	992763	4/5/2024	PAYROLL	462,515.41	Electronic	5/1/2024	RECONCILED	
FEDERAL PAYROLL CHARGES - MEMO	992764	4/5/2024	ACCOUNTS_PAYABLE	1,914.72	Electronic	5/1/2024	RECONCILED	
SERS - MEMO EXPENSES	992765	4/5/2024	ACCOUNTS_PAYABLE	4,824.31	Electronic	5/1/2024	RECONCILED	
STRS - MEMO EXPENSES	992766	4/5/2024	ACCOUNTS_PAYABLE	6,419.80	Electronic	5/1/2024	RECONCILED	
FEDERAL PAYROLL CHARGES - MEMO	992767	4/22/2024	PAYROLL	452,325.56	Electronic	5/1/2024	RECONCILED	
SERS - MEMO EXPENSES	992768	4/22/2024	ACCOUNTS_PAYABLE	1,914.72	Electronic	5/1/2024	RECONCILED	
STRS - MEMO EXPENSES	992769	4/22/2024	ACCOUNTS_PAYABLE	3,885.86	Electronic	5/1/2024	RECONCILED	
FEDERAL PAYROLL CHARGES - MEMO	992770	4/22/2024	ACCOUNTS_PAYABLE	6,273.08	Electronic	5/1/2024	RECONCILED	
SERS - MEMO EXPENSES	992771	4/22/2024	ACCOUNTS_PAYABLE	48,876.00	Electronic	5/1/2024	RECONCILED	
STRS - MEMO EXPENSES	992772	4/22/2024	ACCOUNTS_PAYABLE	94,768.00	Electronic	5/1/2024	RECONCILED	
STARK COUNTY COG	992773	4/22/2024	ACCOUNTS_PAYABLE	284,943.37	Electronic	5/1/2024	RECONCILED	
Grand Total				\$ 2,121,913.83				