

**NORTH UNION LSD  
FINANCIAL REPORT**

**DECEMBER 2024**



# ACCOUNT

# RECONCILIATION



# NORTH UNION LOCAL SCHOOL DISTRICT

Date - December 2024

## CASH RECONCILIATION REPORT

|                                  |                                |                                |                 |
|----------------------------------|--------------------------------|--------------------------------|-----------------|
|                                  |                                | <b>Total Fund Balance:</b>     | \$16,378,609.63 |
| Gross Depository (Bank) Balance: |                                | \$3,767,534.81                 |                 |
| Richwood Banking Company         |                                |                                |                 |
| Certificates of Deposit:         | \$2,844,000.00                 | CD's - Multi Bank Securities   |                 |
| Other Securities:                | \$9,844,337.74                 | STAR Ohio                      |                 |
| Other Investments:               | \$0.00                         |                                |                 |
|                                  | <b>Total Investments:</b>      | \$12,688,337.74                |                 |
|                                  | Cash in Transit to Depository: | \$0.00                         |                 |
|                                  | Petty Cash Balance:            | \$25.00                        |                 |
|                                  | <b>Total:</b>                  | \$16,455,897.55                |                 |
|                                  | Total Outstanding Checks:      | -\$77,287.92                   |                 |
|                                  | Adjustments:                   | \$0.00                         |                 |
|                                  |                                | <b>Reconciliation Balance:</b> | \$16,378,609.63 |

\*Note - This calculation will not tie to the check register included in this packet.

The check register enclosed details all checks issued for December.

This figure comprises total outstanding checks as of 12/31/2024.

**SUMMARY OF RELEVANT FUND DATA**

**December 31, 2024**

**FUND ACCOUNTS (CASH) FINANCIAL REPORT**

|   | <u>AMOUNT</u>          |
|---|------------------------|
| GENERAL FUND BALANCE.....               | <b>\$14,796,732.28</b> |
| TOTAL ALL FUNDS.....                    | <b>\$16,378,609.63</b> |
| DECEMBER GENERAL FUND RECEIPTS.....     | <b>\$818,361.27</b>    |
| DECEMBER GENERAL FUND EXPENDITURES..... | <b>\$1,327,952.60</b>  |
| TOTAL DECEMBER RECEIPTS.....            | <b>\$1,154,115.70</b>  |
| TOTAL DECEMBER EXPENDITURES.....        | <b>\$1,560,650.06</b>  |
| PETTY CASH.....                         | <b>\$25.00</b>         |

**CHECK LIST FOR CURRENT ACCOUNTING MONTH**

TOTAL CHECKS ISSUED IN DECEMBER..... **\$1,562,560.13**  
Includes Voided Checks Amounts

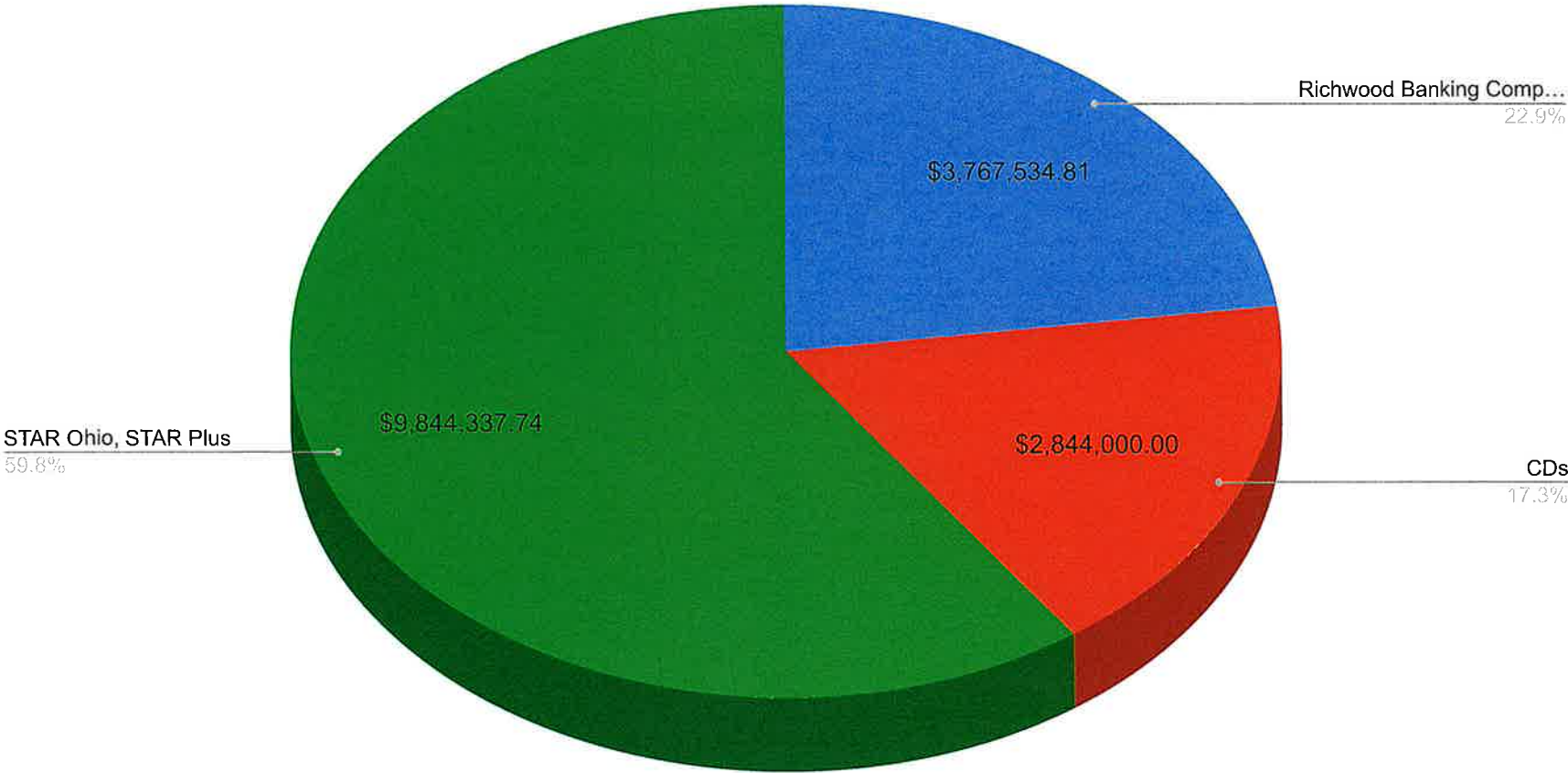
# INVESTMENT

## SUMMARY

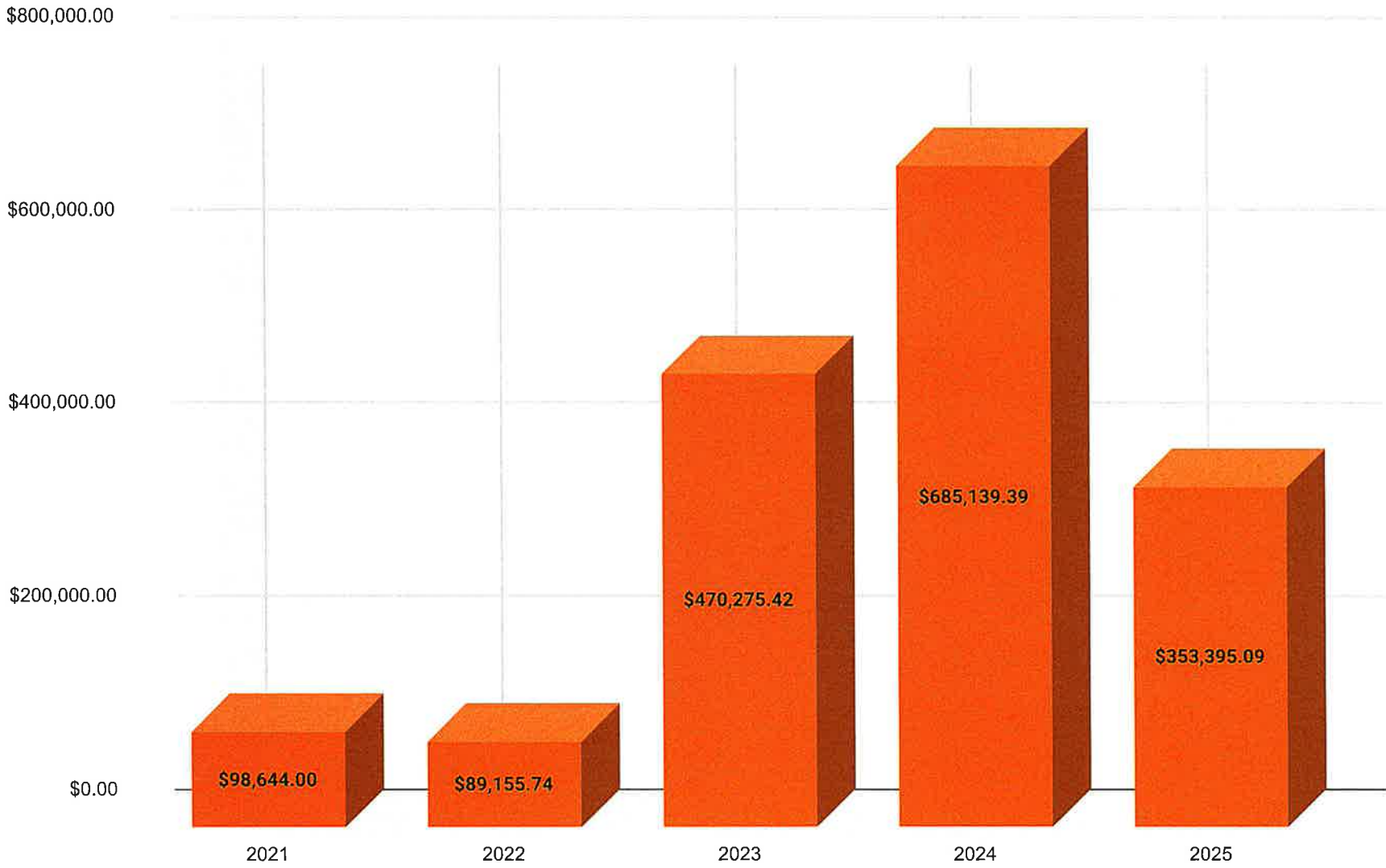


# Disbursement Of Funds

As of 12/31/2024



# Interest Earning Comparison



2025 Earnings As of December 31, 2024

# SUMMARY OF AVAILABLE CASH BY FUND





## Summary of Available Cash Accounting Month - 12/2024

| Fund #        | Fund Name                                | Beginning Balance<br>as of 07/01/2024 | Receipts                | Fiscal Year To Date     |                        | Encumbrances | Ending Balance<br>12/31/2024 |
|---------------|--|---------------------------------------|-------------------------|-------------------------|------------------------|--------------|------------------------------|
|               |  |                                       |                         | Expenditures            |                        |              |                              |
| 0010000       | General                                  | \$ 12,049,997.08                      | \$ 9,517,020.62         | \$ 9,441,155.78         | \$ 2,251,394.62        | \$           | \$ 9,874,467.30              |
| 0019121       | General - HB 412 Supplies                | \$ 1,515,492.04                       | \$ 400,000.00           | \$ 257,993.28           | \$ 139,327.77          | \$           | \$ 1,518,170.99              |
| 0019122       | General - HB 412 Capital Outlay          | \$ 732,387.28                         | \$ 400,000.00           | \$ 453,702.29           | \$ 166,481.13          | \$           | \$ 512,203.86                |
| 0019123       | General - HB 412 Reserve                 | \$ 334,686.61                         | \$ -                    | \$ -                    | \$ -                   | \$           | \$ 334,686.61                |
| 0020000       | Bond Retirement                          | \$ 439,512.17                         | \$ 290,779.76           | \$ 584,613.63           | \$ 19,140.00           | \$           | \$ 126,538.30                |
| 0030000       | Permanent Improvement Fund               | \$ 160,328.62                         | \$ 158,620.00           | \$ 94,928.48            | \$ 26,170.80           | \$           | \$ 197,849.34                |
| 0060000       | Food Services                            | \$ 95,757.41                          | \$ 449,954.55           | \$ 485,030.02           | \$ 361,108.85          | \$           | \$ (300,426.91)              |
| 0070000       | Scholarships                             | \$ 211,154.59                         | \$ 8,021.78             | \$ 13,000.00            | \$ -                   | \$           | \$ 206,176.37                |
| 0180000       | Public School Support                    | \$ 89,272.97                          | \$ 34,926.68            | \$ 57,769.31            | \$ 40,027.28           | \$           | \$ 26,403.06                 |
| 0340000       | Capital Maintenance Fund                 | \$ 563,483.22                         | \$ 33,432.06            | \$ 6,247.84             | \$ -                   | \$           | \$ 590,667.44                |
| 0709021       | Impact60/Daniels - FY 2021               | \$ 31,877.31                          | \$ -                    | \$ 25,682.31            | \$ 6,195.00            | \$           | \$ 0.00                      |
| 2000000       | Activity Accounts - Student Managed      | \$ 67,986.63                          | \$ 29,232.25            | \$ 31,410.64            | \$ 15,854.74           | \$           | \$ 49,953.50                 |
| 3000000       | Activity Accounts - Advisor Managed      | \$ 200,730.05                         | \$ 159,780.61           | \$ 137,010.38           | \$ 152,608.67          | \$           | \$ 70,891.61                 |
| 4510000       | Data Communications Grant                | \$ -                                  | \$ 3,000.00             | \$ -                    | \$ -                   | \$           | \$ 3,000.00                  |
| 4670000       | Student Wellness and Success             | \$ 11,287.19                          | \$ -                    | \$ 11,287.19            | \$ -                   | \$           | \$ 0.00                      |
| 4999124       | CTE Grant FY 24                          | \$ -                                  | \$ 285,427.00           | \$ 285,427.00           | \$ -                   | \$           | \$ -                         |
| 4999025       | CTE Grant FY 25                          | \$ -                                  | \$ 8,544.35             | \$ 8,544.35             | \$ 3,000.00            | \$           | \$ (3,000.00)                |
| 5070000       | ESSER (CARES/ARP) Grant                  | \$ -                                  | \$ 25,882.85            | \$ 25,882.85            | \$ -                   | \$           | \$ -                         |
| 5079023       | ARP Homeless Targeted Support Grant FY23 | \$ -                                  | \$ -                    | \$ -                    | \$ -                   | \$           | \$ -                         |
| 5160000       | IDEA Part B                              | \$ 2,626.32                           | \$ 140,421.16           | \$ 143,047.48           | \$ -                   | \$           | \$ -                         |
| 5249025       | Equity for Each - FY2025                 | \$ -                                  | \$ 64,126.68            | \$ 64,143.63            | \$ 13,411.63           | \$           | \$ (13,428.58)               |
| 5720000       | Title I Grant                            | \$ 779.84                             | \$ 91,662.81            | \$ 92,442.65            | \$ -                   | \$           | \$ -                         |
| 5840000       | Title IV-A - Student Support             | \$ -                                  | \$ 9,701.25             | \$ 11,080.00            | \$ 1,855.00            | \$           | \$ (3,233.75)                |
| 5849124       | Stronger Connections - FY 2024           | \$ -                                  | \$ 8,000.00             | \$ 8,000.00             | \$ 2,180.00            | \$           | \$ (2,180.00)                |
| 5870000       | Preschool Disabilities Grant             | \$ (3,625.41)                         | \$ 3,974.41             | \$ 9,234.00             | \$ -                   | \$           | \$ (8,885.00)                |
| 5879222       | Preschool Disabilities ARP Grant         | \$ -                                  | \$ -                    | \$ -                    | \$ -                   | \$           | \$ -                         |
| 5900000       | Title II-A                               | \$ -                                  | \$ 22,947.82            | \$ 22,947.82            | \$ -                   | \$           | \$ -                         |
| <b>Totals</b> |  | <b>\$ 16,503,733.92</b>               | <b>\$ 12,145,456.64</b> | <b>\$ 12,270,580.93</b> | <b>\$ 3,198,755.49</b> | <b>\$</b>    | <b>\$ 13,179,854.14</b>      |

# Summary of Available Cash Accounting Month - 12/2024

## Curent Month Activity

| Fund #        | Fund Name                                | Beginning Balance<br>as of 12/01/2024 | Receipts               | Current Month<br>Expenditures | Encumbrances           | Ending Balance<br>12/31/2024 |
|---------------|--|---------------------------------------|------------------------|-------------------------------|------------------------|------------------------------|
| 0010000       | General                                  | \$ 12,573,646.88                      | \$ 818,361.27          | \$ 1,266,146.23               | \$ 2,251,394.62        | \$ 9,874,467.30              |
| 0019121       | General - HB 412 Supplies                | \$ 1,680,538.57                       | \$ -                   | \$ 23,039.81                  | \$ 139,327.77          | \$ 1,518,170.99              |
| 0019122       | General - HB 412 Capital Outlay          | \$ 717,451.55                         | \$ -                   | \$ 38,766.56                  | \$ 166,481.13          | \$ 512,203.86                |
| 0019123       | General - HB 412 Reserve                 | \$ 334,686.61                         | \$ -                   | \$ -                          | \$ -                   | \$ 334,686.61                |
| 0020000       | Bond Retirement                          | \$ 145,409.02                         | \$ 269.28              | \$ -                          | \$ 19,140.00           | \$ 126,538.30                |
| 0030000       | Permanent Improvement Fund               | \$ 223,848.21                         | \$ 171.93              | \$ -                          | \$ 26,170.80           | \$ 197,849.34                |
| 0060000       | Food Services                            | \$ (1,778.30)                         | \$ 129,032.49          | \$ 66,572.25                  | \$ 361,108.85          | \$ (300,426.91)              |
| 0070000       | Scholarships                             | \$ 201,942.65                         | \$ 4,233.72            | \$ -                          | \$ -                   | \$ 206,176.37                |
| 0180000       | Public School Support                    | \$ 82,766.36                          | \$ 3,256.67            | \$ 19,592.69                  | \$ 40,027.28           | \$ 26,403.06                 |
| 0340000       | Capital Maintenance Fund                 | \$ 596,404.94                         | \$ -                   | \$ 5,737.50                   | \$ -                   | \$ 590,667.44                |
| 0709021       | Impact60/Daniels - FY 2021               | \$ 6,195.00                           | \$ -                   | \$ -                          | \$ 6,195.00            | \$ 0.00                      |
| 2000000       | Activity Accounts - Student Managed      | \$ 72,796.59                          | \$ 2,908.50            | \$ 9,896.85                   | \$ 15,854.74           | \$ 49,953.50                 |
| 3000000       | Activity Accounts - Advisor Managed      | \$ 227,995.97                         | \$ 35,452.21           | \$ 39,947.90                  | \$ 152,608.67          | \$ 70,891.61                 |
| 4510000       | Data Communications Grant                | \$ 3,000.00                           | \$ -                   | \$ -                          | \$ -                   | \$ 3,000.00                  |
| 4670000       | Student Wellness and Success             | \$ 0.00                               | \$ -                   | \$ -                          | \$ -                   | \$ 0.00                      |
| 4999124       | CTE Grant FY 24                          | \$ -                                  | \$ -                   | \$ -                          | \$ -                   | \$ -                         |
| 4999025       | CTE Grant FY 25                          | \$ (8,843.35)                         | \$ 8,544.35            | \$ (299.00)                   | \$ 3,000.00            | \$ (3,000.00)                |
| 5070000       | ESSER (CARES/ARP) Grant                  | \$ -                                  | \$ -                   | \$ -                          | \$ -                   | \$ -                         |
| 5079023       | ARP Homeless Targeted Support Grant FY23 | \$ -                                  | \$ -                   | \$ -                          | \$ -                   | \$ -                         |
| 5160000       | IDEA Part B                              | \$ (34,546.80)                        | \$ 65,024.45           | \$ 30,477.65                  | \$ -                   | \$ 0.00                      |
| 5249025       | Equity for Each - FY2025                 | \$ (11,056.27)                        | \$ 23,599.48           | \$ 12,560.16                  | \$ 13,411.63           | \$ (13,428.58)               |
| 5720000       | Title I Grant                            | \$ (14,338.64)                        | \$ 28,152.28           | \$ 13,813.64                  | \$ -                   | \$ -                         |
| 5840000       | Title IV-A - Student Support             | \$ (3,324.00)                         | \$ 4,161.25            | \$ 2,216.00                   | \$ 1,855.00            | \$ (3,233.75)                |
| 5849124       | Stronger Connections - FY 2024           | \$ (8,000.00)                         | \$ 8,000.00            | \$ -                          | \$ 2,180.00            | \$ (2,180.00)                |
| 5870000       | Preschool Disabilities Grant             | \$ 349.00                             | \$ -                   | \$ 9,234.00                   | \$ -                   | \$ (8,885.00)                |
| 5879222       | Preschool Disabilities ARP Grant         | \$ -                                  | \$ -                   | \$ -                          | \$ -                   | \$ -                         |
| 5900000       | Title II-A                               | \$ -                                  | \$ 22,947.82           | \$ 22,947.82                  | \$ -                   | \$ -                         |
| <b>Totals</b> |  | <b>\$ 16,785,143.99</b>               | <b>\$ 1,154,115.70</b> | <b>\$ 1,560,650.06</b>        | <b>\$ 3,198,755.49</b> | <b>\$ 13,179,854.14</b>      |

## Cash Financial Report

### Accounting Month - 12/2024

| Fund #        | Fund Name                              | Beginning Balance       |           | Fiscal Year To Date     |                         | Ending Balance          |
|---------------|--|-------------------------|-----------|-------------------------|-------------------------|-------------------------|
|               |  | as of 07/01/2023        |           | Receipts                | Expenditures            | 12/31/2024              |
| 0010000       | General                                | \$ 12,049,997.08        | \$        | 9,517,020.62            | \$ 9,441,155.78         | \$ 12,125,861.92        |
| 0019121       | General - HB 412 Supplies              | \$ 1,515,492.04         | \$        | 400,000.00              | \$ 257,993.28           | \$ 1,657,498.76         |
| 0019122       | General - HB 412 Capital Outlay        | \$ 732,387.28           | \$        | 400,000.00              | \$ 453,702.29           | \$ 678,684.99           |
| 0019123       | General - HB 412 Reserve               | \$ 334,686.61           | \$        | -                       | \$ -                    | \$ 334,686.61           |
| 0020000       | Bond Retirement                        | \$ 439,512.17           | \$        | 290,779.76              | \$ 584,613.63           | \$ 145,678.30           |
| 0030000       | Permanent Improvement Fund             | \$ 160,328.62           | \$        | 158,620.00              | \$ 94,928.48            | \$ 224,020.14           |
| 0060000       | Food Services                          | \$ 95,757.41            | \$        | 449,954.55              | \$ 485,030.02           | \$ 60,681.94            |
| 0070000       | Scholarships                           | \$ 211,154.59           | \$        | 8,021.78                | \$ 13,000.00            | \$ 206,176.37           |
| 0180000       | Public School Support                  | \$ 89,272.97            | \$        | 34,926.68               | \$ 57,769.31            | \$ 66,430.34            |
| 0340000       | Capital Maintenance Fund               | \$ 563,483.22           | \$        | 33,432.06               | \$ 6,247.84             | \$ 590,667.44           |
| 0709021       | Impact60/Daniels - FY 2021             | \$ 31,877.31            | \$        | -                       | \$ 25,682.31            | \$ 6,195.00             |
| 2000000       | Activity Accounts - Student Managed    | \$ 67,986.63            | \$        | 29,232.25               | \$ 31,410.64            | \$ 65,808.24            |
| 3000000       | Activity Accounts - Advisor Managed    | \$ 200,730.05           | \$        | 159,780.61              | \$ 137,010.38           | \$ 223,500.28           |
| 4510000       | Data Communications Grant              | \$ -                    | \$        | 3,000.00                | \$ -                    | \$ 3,000.00             |
| 4670000       | Student Wellness and Success           | \$ 11,287.19            | \$        | -                       | \$ 11,287.19            | \$ 0.00                 |
| 4999124       | CTE Grant FY 24                        | \$ -                    | \$        | 285,427.00              | \$ 285,427.00           | \$ -                    |
| 4999025       | CTE Grant FY 25                        | \$ -                    | \$        | 8,544.35                | \$ 8,544.35             | \$ -                    |
| 5070000       | ESSER (CARES/ARP) Grant                | \$ -                    | \$        | 25,882.85               | \$ 25,882.85            | \$ -                    |
| 5079023       | ARP Homeless Targeted Support Grant FY | \$ -                    | \$        | -                       | \$ -                    | \$ -                    |
| 5160000       | IDEA Part B                            | \$ 2,626.32             | \$        | 140,421.16              | \$ 143,047.48           | \$ -                    |
| 5249025       | Equity for Each - FY2025               | \$ -                    | \$        | 64,126.68               | \$ 64,143.63            | \$ (16.95)              |
| 5720000       | Title I Grant                          | \$ 779.84               | \$        | 91,662.81               | \$ 92,442.65            | \$ -                    |
| 5840000       | Title IV-A - Student Support           | \$ -                    | \$        | 9,701.25                | \$ 11,080.00            | \$ (1,378.75)           |
| 5849124       | Stronger Connections - FY 2024         | \$ -                    | \$        | 8,000.00                | \$ 8,000.00             | \$ -                    |
| 5870000       | Preschool Disabilities Grant           | \$ (3,625.41)           | \$        | 3,974.41                | \$ 9,234.00             | \$ (8,885.00)           |
| 5879222       | Preschool Disabilities ARP Grant       | \$ -                    | \$        | -                       | \$ -                    | \$ -                    |
| 5900000       | Title II-A                             | \$ -                    | \$        | 22,947.82               | \$ 22,947.82            | \$ -                    |
| <b>Totals</b> |  | <b>\$ 16,503,733.92</b> | <b>\$</b> | <b>\$ 12,145,456.64</b> | <b>\$ 12,270,580.93</b> | <b>\$ 16,378,609.63</b> |

## North Union Local Schools December 2024 Fund Balances

| Full Account Code | Description                                  | Initial Cash     | MTD Received  | FYTD Received   | MTD Expended    | FYTD Expended   | Fund Balance     | Encumbrance     | Unencumbered Balance |
|-------------------|--|------------------|---------------|-----------------|-----------------|-----------------|------------------|-----------------|----------------------|
| 001-0000          | General Fund                                 | \$ 12,049,997.08 | \$ 818,361.27 | \$ 9,517,020.62 | \$ 1,266,146.23 | \$ 9,441,155.78 | \$ 12,125,861.92 | \$ 2,251,394.62 | \$ 9,874,467.30      |
| 001-9121          | HB 412 Supplies, Textbooks                   | 1,515,492.04     | 0.00          | 400,000.00      | 23,039.81       | 257,993.28      | 1,657,498.76     | 139,327.77      | 1,518,170.99         |
| 001-9122          | HS 412 Capital Outlay                        | 732,387.28       | 0.00          | 400,000.00      | 38,766.56       | 453,702.29      | 678,684.99       | 166,481.13      | 512,203.86           |
| 001-9123          | HS 412 Reserve Fund                          | 334,686.61       | 0.00          | 0.00            | 0.00            | 0.00            | 334,686.61       | 0.00            | 334,686.61           |
| 002-0000          | Bond Retirement Fund                         | 439,512.17       | 269.28        | 290,779.76      | 0.00            | 584,613.63      | 145,678.30       | 19,140.00       | 126,538.30           |
| 003-0000          | Permanent Improvement                        | 160,328.62       | 171.93        | 158,620.00      | 0.00            | 94,928.48       | 224,020.14       | 26,170.80       | 197,849.34           |
| 006-0000          | Food Services                                | 95,757.41        | 129,032.49    | 449,954.55      | 66,572.25       | 485,030.02      | 60,681.94        | 361,108.85      | (300,426.91)         |
| 007-9004          | McElheny Scholarship                         | 4,373.81         | 0.00          | 0.00            | 0.00            | 0.00            | 4,373.81         | 0.00            | 4,373.81             |
| 007-9005          | McMahon/Mike's Roof Scholarship              | 500.00           | 0.00          | 0.00            | 0.00            | 500.00          | 0.00             | 0.00            | 0.00                 |
| 007-9006          | Craig Cooley Scholarship                     | 4,762.97         | 0.00          | 0.00            | 0.00            | 0.00            | 4,762.97         | 0.00            | 4,762.97             |
| 007-9007          | Kevin Smith Scholarship                      | 6,000.00         | 0.00          | 0.00            | 0.00            | 2,000.00        | 4,000.00         | 0.00            | 4,000.00             |
| 007-9010          | Byhalia-York Scholarship                     | 3,100.00         | 0.00          | 0.00            | 0.00            | 0.00            | 3,100.00         | 0.00            | 3,100.00             |
| 007-9013          | YOUNG MUSIC/PERFORMING ARTS SCHOLARSHIP FUND | 1,000.00         | 0.00          | 0.00            | 0.00            | 0.00            | 1,000.00         | 0.00            | 1,000.00             |
| 007-9014          | RICHWOOD GARDEN CLUB SCHOLARSHIP             | 500.00           | 0.00          | 0.00            | 0.00            | 0.00            | 500.00           | 0.00            | 500.00               |
| 007-9017          | CALEB DELP MEMORIAL SCHOLARSHIP              | 2,000.00         | 0.00          | 0.00            | 0.00            | 0.00            | 2,000.00         | 0.00            | 2,000.00             |
| 007-9019          | PATRICIA WARNER HOUK SCHOLARSHIP             | 85,715.54        | 0.00          | 0.00            | 0.00            | 0.00            | 85,715.54        | 0.00            | 85,715.54            |
| 007-9021          | RUTH B. WELLER MEMORIAL SCHOLARSHIP          | 7,000.00         | 0.00          | 1,710.00        | 0.00            | 2,500.00        | 6,210.00         | 0.00            | 6,210.00             |
| 007-9022          | ARTS MEMORIAL SCHOLARSHIP                    | 2,433.00         | 0.00          | 0.00            | 0.00            | 0.00            | 2,433.00         | 0.00            | 2,433.00             |
| 007-9023          | JAYCOB R. FOX SCHOLARSHIP FUND               | 500.00           | 0.00          | 0.00            | 0.00            | 500.00          | 0.00             | 0.00            | 0.00                 |
| 007-9126          | JOSHUA O'REILLY MEMORIAL SCHOLARSHIP FUND    | 1,300.00         | 0.00          | 0.00            | 0.00            | 500.00          | 800.00           | 0.00            | 800.00               |
| 007-9127          | RESEARCH & DESIGN STIMULATION SCHOLARSHIP    | 4,000.00         | 4,000.00      | 4,000.00        | 0.00            | 4,000.00        | 4,000.00         | 0.00            | 4,000.00             |
| 007-9128          | PATRICK LIGGACY/NULL SCHOLARSHIP FUND        | 1,000.00         | 0.00          | 0.00            | 0.00            | 500.00          | 500.00           | 0.00            | 500.00               |
| 007-9129          | CLASS OF 1973 SCHOLARSHIP FUND               | 8,375.00         | 0.00          | 1,225.00        | 0.00            | 500.00          | 9,100.00         | 0.00            | 9,100.00             |
| 007-9130          | CLASS OF 1975 SCHOLARSHIP FUND               | 0.00             | 200.00        | 200.00          | 0.00            | 0.00            | 200.00           | 0.00            | 200.00               |
| 007-9999          | Parrott Scholarship Fund                     | 78,594.27        | 33.72         | 886.78          | 0.00            | 2,000.00        | 77,481.05        | 0.00            | 77,481.05            |
| 018-9050          | Public School Support - MS                   | 7,838.59         | 3,132.67      | 13,921.28       | 3,271.70        | 10,725.77       | 11,034.10        | 2,142.25        | 8,891.85             |
| 018-9060          | Public School Support - HS                   | 17,148.44        | 50.00         | 6,611.68        | 208.06          | 3,642.26        | 20,117.86        | 8,196.51        | 11,921.35            |
| 018-9070          | NU Elementary Princ Acct                     | 64,285.94        | 74.00         | 14,393.72       | 16,112.93       | 43,401.28       | 35,278.38        | 29,688.52       | 5,589.86             |
| 034-0000          | Capital Maintenance Fund                     | 563,483.22       | 0.00          | 33,432.06       | 5,737.50        | 6,247.84        | 590,667.44       | 0.00            | 590,667.44           |
| 070-9021          | IMPACT60/DANIELS - FY 2021 FUND              | 31,877.31        | 0.00          | 0.00            | 0.00            | 25,682.31       | 6,195.00         | 6,195.00        | 0.00                 |
| 200-9014          | CLASS OF 2014                                | 823.09           | 0.00          | 0.00            | 823.09          | 823.09          | 0.00             | 0.00            | 0.00                 |
| 200-9016          | CLASS OF 2016                                | 382.66           | 0.00          | 0.00            | 0.00            | 0.00            | 382.66           | 0.00            | 382.66               |

## North Union Local Schools December 2024 Fund Balances

| Full Account Code | Description                        | Initial Cash | MTD Received | FYTD Received | MTD Expended | FYTD Expended | Fund Balance | Encumbrance | Unencumbered Balance |
|-------------------|------------------------------------|--------------|--------------|---------------|--------------|---------------|--------------|-------------|----------------------|
| 200-9017          | CLASS OF 2017                      | \$ 60.83     | \$ 0.00      | \$ 0.00       | \$ 0.00      | \$ 0.00       | \$ 60.83     | \$ 0.00     | \$ 60.83             |
| 200-9018          | CLASS OF 2018                      | 1,456.10     | 0.00         | 0.00          | 0.00         | 0.00          | 1,456.10     | 0.00        | 1,456.10             |
| 200-9019          | CLASS OF 2019                      | 211.34       | 0.00         | 0.00          | 0.00         | 0.00          | 211.34       | 0.00        | 211.34               |
| 200-9020          | CLASS OF 2020                      | 1,398.69     | 0.00         | 0.00          | 0.00         | 0.00          | 1,398.69     | 0.00        | 1,398.69             |
| 200-9021          | CLASS OF 2021                      | 3,388.90     | 0.00         | 0.00          | 0.00         | 0.00          | 3,388.90     | 0.00        | 3,388.90             |
| 200-9022          | CLASS OF 2022                      | 5,028.99     | 0.00         | 0.00          | 0.00         | 0.00          | 5,028.99     | 0.00        | 5,028.99             |
| 200-9023          | CLASS OF 2023                      | 3,369.03     | 0.00         | 0.00          | 0.00         | 0.00          | 3,369.03     | 0.00        | 3,369.03             |
| 200-9024          | CLASS OF 2024                      | 5,641.96     | 0.00         | 0.00          | 0.00         | 1,184.90      | 4,457.06     | 315.10      | 4,141.96             |
| 200-9025          | CLASS OF 2025                      | 4,466.86     | 0.00         | 0.00          | 0.00         | 0.00          | 4,466.86     | 1,427.00    | 3,039.86             |
| 200-9026          | CLASS OF 2026                      | 1,100.00     | 165.00       | 2,455.00      | 1,145.00     | 1,494.00      | 2,061.00     | 453.00      | 1,608.00             |
| 200-9027          | CLASS OF 2027                      | 600.00       | 0.00         | 600.00        | 0.00         | 0.00          | 1,200.00     | 2.00        | 1,198.00             |
| 200-9028          | CLASS OF 2028                      | 0.00         | 0.00         | 600.00        | 0.00         | 0.00          | 600.00       | 2.00        | 598.00               |
| 200-9050          | Student Act - MS St Council        | 2,162.56     | 315.00       | 315.00        | 498.32       | 617.62        | 1,859.94     | 582.38      | 1,277.56             |
| 200-9111          | Art Club                           | 2,129.64     | 0.00         | 0.00          | 0.00         | 0.00          | 2,129.64     | 2.00        | 2,127.64             |
| 200-9141          | National Honor Society             | 601.05       | 0.00         | 142.00        | 0.00         | 120.89        | 622.16       | 424.00      | 198.16               |
| 200-9330          | HS FFA                             | 20,660.43    | 2,428.50     | 19,480.25     | 6,960.48     | 24,897.86     | 15,242.82    | 9,041.26    | 6,201.56             |
| 200-9350          | Industrial Arts Club               | 3.19         | 0.00         | 0.00          | 0.00         | 0.00          | 3.19         | 0.00        | 3.19                 |
| 200-9370          | HS BPA                             | 2,834.42     | 0.00         | 0.00          | 0.00         | 0.00          | 2,834.42     | 2.00        | 2,832.42             |
| 200-9610          | HS Student Council                 | 8,428.70     | 0.00         | 4,965.00      | 0.00         | 1,802.32      | 11,591.38    | 3,600.00    | 7,991.38             |
| 200-9630          | SOS (STUDENTS OF SERVICE) CLUB     | 47.75        | 0.00         | 0.00          | 0.00         | 0.00          | 47.75        | 2.00        | 45.75                |
| 200-9680          | HS Yearbook                        | 3,190.44     | 0.00         | 675.00        | 469.96       | 469.96        | 3,395.48     | 2.00        | 3,393.48             |
| 300-9000          | MHUC ATHLETIC RESERVE FUND         | 0.00         | 0.00         | 20,000.00     | 0.00         | 20,000.00     | 0.00         | 0.00        | 0.00                 |
| 300-9050          | MS Athletic Department             | 60,740.61    | 7,331.00     | 24,816.86     | 4,000.00     | 13,153.00     | 72,404.47    | 15,308.87   | 57,095.60            |
| 300-9060          | HS Athletic Department             | 85,253.94    | 11,554.96    | 79,236.37     | 31,904.90    | 91,808.95     | 72,681.36    | 102,208.68  | (29,527.32)          |
| 300-9117          | North Union Robotics Club          | 34,640.17    | 16,566.25    | 28,747.13     | 3,618.00     | 8,835.79      | 54,551.51    | 30,897.12   | 23,654.39            |
| 300-9134          | HS Marching Band                   | 5,007.40     | 0.00         | 50.00         | 0.00         | 375.00        | 4,682.40     | 2.00        | 4,680.40             |
| 300-9137          | HS Show Choir                      | 7,333.62     | 0.00         | 5,129.25      | 425.00       | 2,487.64      | 9,975.23     | 3,180.00    | 6,795.23             |
| 300-9139          | Drama - Music Production           | 7,274.26     | 0.00         | 1,801.00      | 0.00         | 350.00        | 8,725.26     | 1,010.00    | 7,715.26             |
| 300-9190          | HS In The Know                     | 480.05       | 0.00         | 0.00          | 0.00         | 0.00          | 480.05       | 2.00        | 478.05               |
| 451-9025          | NETWORK CONNECTIVITY FY 2025 GRANT | 0.00         | 0.00         | 3,000.00      | 0.00         | 0.00          | 3,000.00     | 0.00        | 3,000.00             |
| 467-9021          | STUDENT WELLNESS & SUCCESS FY 2021 | 11,287.19    | 0.00         | 0.00          | 0.00         | 11,287.19     | 0.00         | 0.00        | 0.00                 |
| 499-9025          | CTE EQUIPMENT GRANT - FY 2025      | 0.00         | 8,544.35     | 8,544.35      | (299.00)     | 8,544.35      | 0.00         | 3,000.00    | (3,000.00)           |
| 499-9124          | CTE EQUIPMENT GRANT - FY 2024      | 0.00         | 0.00         | 285,427.00    | 0.00         | 285,427.00    | 0.00         | 0.00        | 0.00                 |
| 507-9022          | ESSER III - ARP FUNDS              | 0.00         | 0.00         | 25,882.85     | 0.00         | 25,882.85     | 0.00         | 0.00        | 0.00                 |
| 516-9024          | IDEA-B FEDERAL GRANT FY 2024       | 2,626.32     | 0.00         | 1,693.58      | 0.00         | 4,319.90      | 0.00         | 0.00        | 0.00                 |
| 516-9025          | IDEA-B FEDERAL GRANT FY 2025       | 0.00         | 65,024.45    | 138,727.58    | 30,477.65    | 138,727.58    | 0.00         | 0.00        | 0.00                 |

### North Union Local Schools December 2024 Fund Balances

| Full Account Code  | Description                          | Initial Cash            | MTD Received           | FYTD Received           | MTD Expended           | FYTD Expended           | Fund Balance            | Encumbrance            | Unencumbered Balance    |
|--------------------|--------------------------------------|-------------------------|------------------------|-------------------------|------------------------|-------------------------|-------------------------|------------------------|-------------------------|
| 524-9025           | EQUITY FOR EACH FY 2025 GRANT        | \$ 0.00                 | \$ 23,599.48           | \$ 64,126.68            | \$ 12,560.16           | \$ 64,143.63            | \$ (16.95)              | \$ 13,411.63           | \$ (13,428.58)          |
| 572-9024           | TITLE I FY 2024                      | 779.84                  | 0.00                   | 32,503.25               | 0.00                   | 33,283.09               | 0.00                    | 0.00                   | 0.00                    |
| 572-9025           | TITLE I FY 2025                      | 0.00                    | 28,152.28              | 59,159.56               | 13,813.64              | 59,159.56               | 0.00                    | 0.00                   | 0.00                    |
| 584-9025           | TITLE IV-A - STUDENT SUPPORT FY 2025 | 0.00                    | 4,161.25               | 9,701.25                | 2,216.00               | 11,080.00               | (1,378.75)              | 1,855.00               | (3,233.75)              |
| 584-9124           | STRONGER CONNECTIONS FY 2024 GRANT   | 0.00                    | 8,000.00               | 8,000.00                | 0.00                   | 8,000.00                | 0.00                    | 2,180.00               | (2,180.00)              |
| 587-9024           | PRESCHOOL DISABILITIES - FY 2024     | (3,625.41)              | 0.00                   | 3,625.41                | 0.00                   | 0.00                    | 0.00                    | 0.00                   | 0.00                    |
| 587-9025           | PRESCHOOL DISABILITIES - FY 2025     | 0.00                    | 0.00                   | 349.00                  | 9,234.00               | 9,234.00                | (8,885.00)              | 0.00                   | (8,885.00)              |
| 590-9025           | TITLE II-A FY 2024                   | 0.00                    | 22,947.82              | 22,947.82               | 22,947.82              | 22,947.82               | 0.00                    | 0.00                   | 0.00                    |
| <b>Grand Total</b> |                                      | <b>\$ 16,503,733.92</b> | <b>\$ 1,154,115.70</b> | <b>\$ 12,145,456.64</b> | <b>\$ 1,560,650.06</b> | <b>\$ 12,270,580.93</b> | <b>\$ 16,378,609.63</b> | <b>\$ 3,198,755.49</b> | <b>\$ 13,179,854.14</b> |

# 2024-2025 FINANCIAL FORECASTS AND ACTUALS



**NORTH UNION LOCAL SCHOOL DISTRICT  
2024-2025 CASH PROJECTION  
GENERAL FUND BUDGET  
December 2024**

| MONTH                           | JULY         | AUGUST       | SEPTEMBER    | OCTOBER      | NOVEMBER     | DECEMBER     | JANUARY      | FEBRUARY     | MARCH        | APRIL        | MAY          | JUNE         |
|---------------------------------|--------------|--------------|--------------|--------------|--------------|--------------|--------------|--------------|--------------|--------------|--------------|--------------|
| <b>BEGINNING CASH BALANCE</b>   | \$14,632,563 | \$14,734,422 | \$16,884,314 | \$16,368,712 | \$16,308,845 | \$15,327,367 | \$14,717,194 | \$14,264,257 | \$13,547,791 | \$12,798,799 | \$16,059,757 | \$15,201,217 |
| <b>RECEIPTS:</b>                |              |              |              |              |              |              |              |              |              |              |              |              |
| <b>LOCAL SOURCES:</b>           |              |              |              |              |              |              |              |              |              |              |              |              |
| <b>Real Estate</b>              | \$0          | \$2,657,801  | \$6,527      | \$0          | \$0          | \$0          | \$0          | \$0          | \$216,350    | \$3,355,271  | \$0          | \$0          |
| <b>Personal Tangible</b>        | \$0          | \$276,178    | \$0          | \$0          | \$0          | \$0          | \$0          | \$0          | \$2,910      | \$274,064    | \$0          | \$0          |
| <b>Investment Earnings</b>      | \$63,060     | \$52,069     | \$66,266     | \$64,896     | \$54,174     | \$54,174     | \$54,174     | \$54,174     | \$54,174     | \$54,174     | \$54,174     | \$54,174     |
| <b>Income Tax</b>               | \$960,246    | \$0          | \$0          | \$600,999    | \$0          | \$0          | \$530,196    | \$0          | \$0          | \$711,570    | \$0          | \$0          |
| <b>Other</b>                    | \$5,403      | \$800        | \$273,087    | \$3,671      | \$8,019      | \$9,343      | \$21,365     | \$203,388    | \$35,633     | \$4,898      | \$6,285      | \$9,414      |
| <b>STATE SOURCES:</b>           |              |              |              |              |              |              |              |              |              |              |              |              |
| <b>Foundation Program</b>       | \$707,850    | \$754,046    | \$707,766    | \$772,731    | \$710,823    | \$710,823    | \$750,823    | \$710,823    | \$710,823    | \$710,823    | \$710,823    | \$710,826    |
| <b>Rollback/Homestead</b>       | \$0          | \$0          | \$27,052     | \$411,762    | \$0          | \$0          | \$0          | \$0          | \$0          | \$27,811     | \$407,350    | \$0          |
| <b>Other</b>                    | \$52,822     | \$52,822     | \$52,822     | \$51,838     | \$50,854     | \$50,854     | \$50,854     | \$50,854     | \$50,854     | \$50,854     | \$50,854     | \$50,854     |
| <b>TRANSFERS:</b>               |              |              |              |              |              |              |              |              |              |              |              |              |
| <b>Transfers/Adv In</b>         | \$0          | \$0          | \$0          | \$0          | \$0          | \$0          | \$0          | \$0          | \$0          | \$0          | \$0          | \$0          |
| <b>Prior Year Refund</b>        | \$8,523      | \$61,602     | \$212        | \$0          | \$0          | \$0          | \$0          | \$0          | \$0          | \$0          | \$0          | \$0          |
| <b>TOTAL RECEIPTS:</b>          | \$1,797,905  | \$3,855,318  | \$1,133,733  | \$1,905,896  | \$823,870    | \$825,194    | \$1,407,412  | \$1,019,239  | \$1,070,744  | \$5,189,465  | \$1,229,486  | \$825,268    |
| <b>TOTAL REC + CASH BALANCE</b> | \$16,430,468 | \$18,589,740 | \$18,018,047 | \$18,274,608 | \$17,132,715 | \$16,152,561 | \$16,124,606 | \$15,283,496 | \$14,618,535 | \$17,988,264 | \$17,289,243 | \$16,026,485 |
| <b>EXPENDITURES:</b>            |              |              |              |              |              |              |              |              |              |              |              |              |
| <b>Salary/Wages</b>             | \$826,385    | \$927,682    | \$914,380    | \$935,698    | \$1,059,703  | \$959,703    | \$959,704    | \$959,705    | \$1,059,703  | \$959,705    | \$959,705    | \$1,109,703  |
| <b>Fringe Benefits</b>          | \$450,870    | \$459,149    | \$462,759    | \$496,696    | \$456,696    | \$176,696    | \$456,696    | \$456,696    | \$456,696    | \$456,696    | \$456,696    | \$456,696    |
| <b>Purchased Services</b>       | \$242,826    | \$200,942    | \$196,305    | \$350,635    | \$200,895    | \$200,895    | \$355,895    | \$200,895    | \$200,895    | \$205,896    | \$355,894    | \$210,892    |
| <b>Supplies/Materials</b>       | \$98,101     | \$62,082     | \$58,228     | \$59,525     | \$68,412     | \$78,432     | \$68,412     | \$68,412     | \$75,168     | \$88,412     | \$288,456    | \$91,596     |
| <b>Capital Outlay/Equipment</b> | \$39,153     | \$2,007      | \$15,007     | \$73,744     | \$15,007     | \$15,007     | \$15,007     | \$45,363     | \$22,640     | \$156,784    | \$22,640     | \$22,640     |
| <b>Transfers/Adv. Out</b>       | \$0          | \$1,200      | \$0          | \$0          | \$0          | \$0          | \$0          | \$0          | \$0          | \$0          | \$0          | \$18,800     |
| <b>Other</b>                    | \$38,711     | \$52,365     | \$2,656      | \$49,465     | \$4,635      | \$4,635      | \$4,635      | \$4,635      | \$4,635      | \$61,014     | \$4,635      | \$8,562      |
| <b>TOTAL EXPENDITURES:</b>      | \$1,696,045  | \$1,705,427  | \$1,649,335  | \$1,965,763  | \$1,805,347  | \$1,435,367  | \$1,860,349  | \$1,735,706  | \$1,819,736  | \$1,928,507  | \$2,088,026  | \$1,918,889  |
| <b>ENDING CASH BALANCE:</b>     | \$14,734,422 | \$16,884,314 | \$16,368,712 | \$16,308,845 | \$15,327,367 | \$14,717,194 | \$14,264,257 | \$13,547,791 | \$12,798,799 | \$16,059,757 | \$15,201,217 | \$14,107,597 |
| <b>TOTAL RECEIPTS VS.</b>       | \$1,797,905  | \$3,855,318  | \$1,133,733  | \$1,905,896  | \$823,870    | \$825,194    | \$1,407,412  | \$1,019,239  | \$1,070,744  | \$5,189,465  | \$1,229,486  | \$825,268    |
| <b>TOTAL EXPENDITURES</b>       | \$1,696,045  | \$1,705,427  | \$1,649,335  | \$1,965,763  | \$1,805,347  | \$1,435,367  | \$1,860,349  | \$1,735,706  | \$1,819,736  | \$1,928,507  | \$2,088,026  | \$1,918,889  |
|                                 | \$101,859    | \$2,149,891  | -\$515,602   | -\$59,867    | -\$981,477   | -\$610,173   | -\$452,937   | -\$716,467   | -\$748,992   | \$3,260,958  | -\$858,540   | -\$1,093,621 |

Forecast Based Upon November 2024 Five Year Forecast.

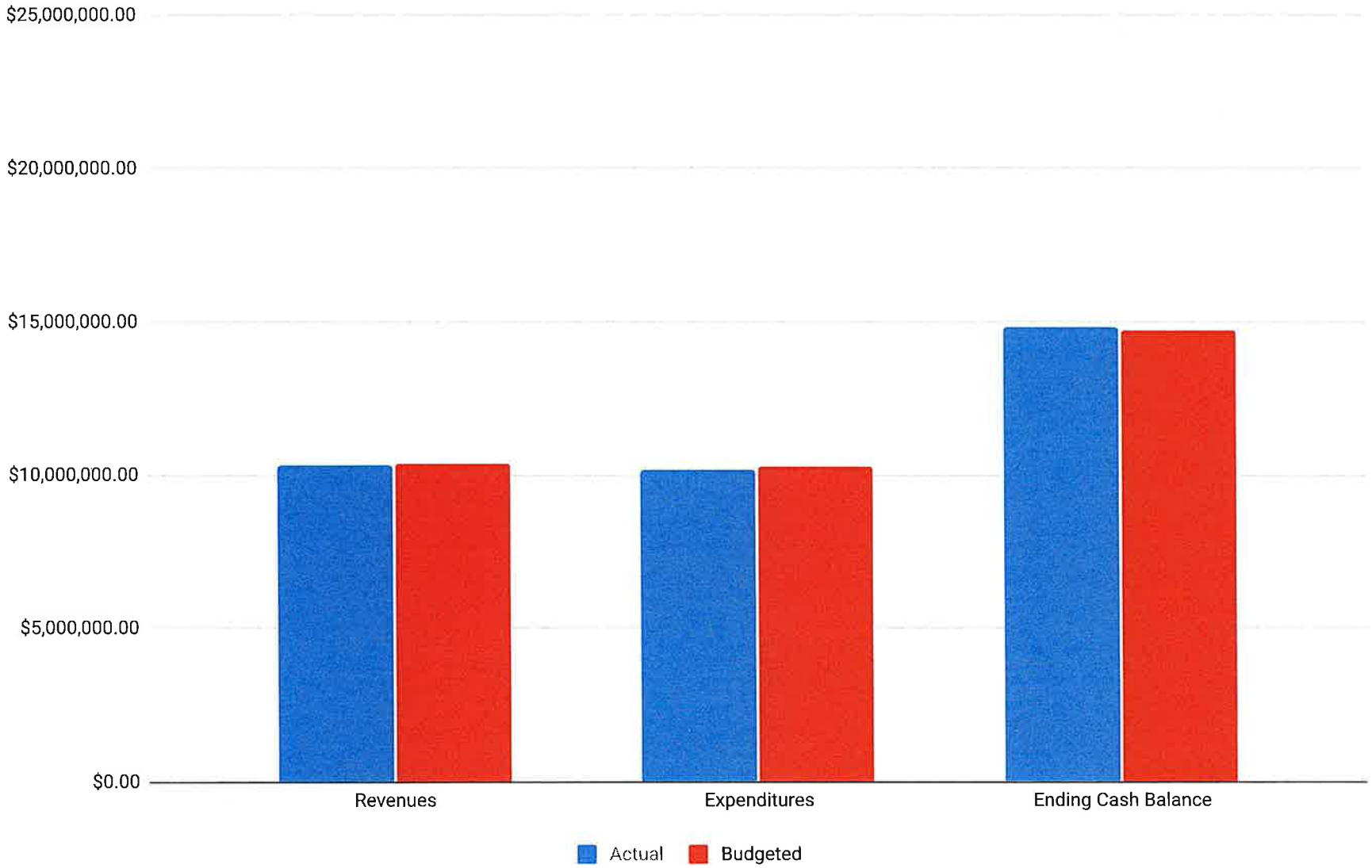


**NORTH UNION LOCAL SCHOOL DISTRICT  
2024-2025 CASH PROJECTION  
GENERAL FUND ACTUALS  
December 2024**

| MONTH                           | JULY         | AUGUST       | SEPTEMBER    | OCTOBER      | NOVEMBER     | DECEMBER     | JANUARY      | FEBRUARY     | MARCH        | APRIL        | MAY          | JUNE         |
|---------------------------------|--------------|--------------|--------------|--------------|--------------|--------------|--------------|--------------|--------------|--------------|--------------|--------------|
| <b>BEGINNING CASH BALANCE</b>   | \$14,632,563 | \$14,734,422 | \$16,884,314 | \$16,368,712 | \$16,308,845 | \$15,306,324 | \$14,796,732 | \$14,796,732 | \$14,796,732 | \$14,796,732 | \$14,796,732 | \$14,796,732 |
| <b>RECEIPTS:</b>                |              |              |              |              |              |              |              |              |              |              |              |              |
| <b>LOCAL SOURCES:</b>           |              |              |              |              |              |              |              |              |              |              |              |              |
| Real Estate                     | \$0          | \$2,657,801  | \$6,527      | \$0          | \$0          | \$0          | \$0          | \$0          | \$0          | \$0          | \$0          | \$0          |
| Personal Tangible               | \$0          | \$276,178    | \$0          | \$0          | \$0          | \$0          | \$0          | \$0          | \$0          | \$0          | \$0          | \$0          |
| Investment Earnings             | \$63,060     | \$52,069     | \$66,266     | \$64,896     | \$49,974     | \$57,130     | \$0          | \$0          | \$0          | \$0          | \$0          | \$0          |
| Income Tax                      | \$960,246    | \$0          | \$0          | \$600,999    | \$0          | \$0          | \$0          | \$0          | \$0          | \$0          | \$0          | \$0          |
| Other                           | \$5,403      | \$800        | \$273,087    | \$3,671      | \$8,998      | \$8,055      | \$0          | \$0          | \$0          | \$0          | \$0          | \$0          |
| <b>STATE SOURCES:</b>           |              |              |              |              |              |              |              |              |              |              |              |              |
| Foundation Program              | \$707,850    | \$754,046    | \$707,766    | \$772,731    | \$695,901    | \$702,121    | \$0          | \$0          | \$0          | \$0          | \$0          | \$0          |
| Rollback/Homestead              | \$0          | \$0          | \$27,052     | \$411,762    | \$0          | \$0          | \$0          | \$0          | \$0          | \$0          | \$0          | \$0          |
| Other                           | \$52,822     | \$52,822     | \$52,822     | \$51,838     | \$50,936     | \$48,017     | \$0          | \$0          | \$0          | \$0          | \$0          | \$0          |
| <b>TRANSFERS:</b>               |              |              |              |              |              |              |              |              |              |              |              |              |
| Transfers/Adv In                | \$0          | \$0          | \$0          | \$0          | \$0          | \$0          | \$0          | \$0          | \$0          | \$0          | \$0          | \$0          |
| Prior Year Refund               | \$8,523      | \$61,602     | \$212        | \$0          | \$0          | \$3,039      | \$0          | \$0          | \$0          | \$0          | \$0          | \$0          |
| <b>TOTAL RECEIPTS:</b>          | \$1,797,905  | \$3,855,318  | \$1,133,733  | \$1,905,896  | \$805,808    | \$818,361    | \$0          | \$0          | \$0          | \$0          | \$0          | \$0          |
| <b>TOTAL REC + CASH BALANCE</b> | \$16,430,468 | \$18,589,740 | \$18,018,047 | \$18,274,608 | \$17,114,652 | \$16,124,685 | \$14,796,732 | \$14,796,732 | \$14,796,732 | \$14,796,732 | \$14,796,732 | \$14,796,732 |
| <b>EXPENDITURES:</b>            |              |              |              |              |              |              |              |              |              |              |              |              |
| Salary/Wages                    | \$826,385    | \$927,682    | \$914,380    | \$935,698    | \$1,006,327  | \$883,262    | \$0          | \$0          | \$0          | \$0          | \$0          | \$0          |
| Fringe Benefits                 | \$450,870    | \$459,149    | \$462,759    | \$496,696    | \$461,634    | \$192,578    | \$0          | \$0          | \$0          | \$0          | \$0          | \$0          |
| Purchased Services              | \$242,826    | \$200,942    | \$196,305    | \$350,635    | \$268,384    | \$193,515    | \$0          | \$0          | \$0          | \$0          | \$0          | \$0          |
| Supplies/Materials              | \$98,101     | \$62,082     | \$58,228     | \$59,525     | \$41,815     | \$46,672     | \$0          | \$0          | \$0          | \$0          | \$0          | \$0          |
| Capital Outlay/Equipment        | \$39,153     | \$2,007      | \$15,007     | \$73,744     | \$32,362     | \$1,569      | \$0          | \$0          | \$0          | \$0          | \$0          | \$0          |
| Transfers/Adv. Out              | \$0          | \$1,200      | \$0          | \$0          | \$0          | \$0          | \$0          | \$0          | \$0          | \$0          | \$0          | \$0          |
| Other                           | \$38,711     | \$52,365     | \$2,656      | \$49,465     | -\$2,193     | \$10,358     | \$0          | \$0          | \$0          | \$0          | \$0          | \$0          |
| <b>TOTAL EXPENDITURES:</b>      | \$1,696,045  | \$1,705,427  | \$1,649,335  | \$1,965,763  | \$1,808,329  | \$1,327,953  | \$0          | \$0          | \$0          | \$0          | \$0          | \$0          |
| <b>ENDING CASH BALANCE:</b>     | \$14,734,422 | \$16,884,314 | \$16,368,712 | \$16,308,845 | \$15,306,324 | \$14,796,732 | \$14,796,732 | \$14,796,732 | \$14,796,732 | \$14,796,732 | \$14,796,732 | \$14,796,732 |
| <b>TOTAL RECEIPTS VS.</b>       | \$1,797,905  | \$3,855,318  | \$1,133,733  | \$1,905,896  | \$805,808    | \$818,361    | \$0          | \$0          | \$0          | \$0          | \$0          | \$0          |
| <b>TOTAL EXPENDITURES</b>       | \$1,696,045  | \$1,705,427  | \$1,649,335  | \$1,965,763  | \$1,808,329  | \$1,327,953  | \$0          | \$0          | \$0          | \$0          | \$0          | \$0          |
|                                 | \$101,859    | \$2,149,891  | -\$515,602   | -\$59,867    | -\$1,002,521 | -\$509,591   | \$0          | \$0          | \$0          | \$0          | \$0          | \$0          |

# North Union Budget vs. Actual

July 2024 - December 2024



# North Union Revenue Breakdown

July 2024 - December 2024

Other Local, Refunds  
3.6%

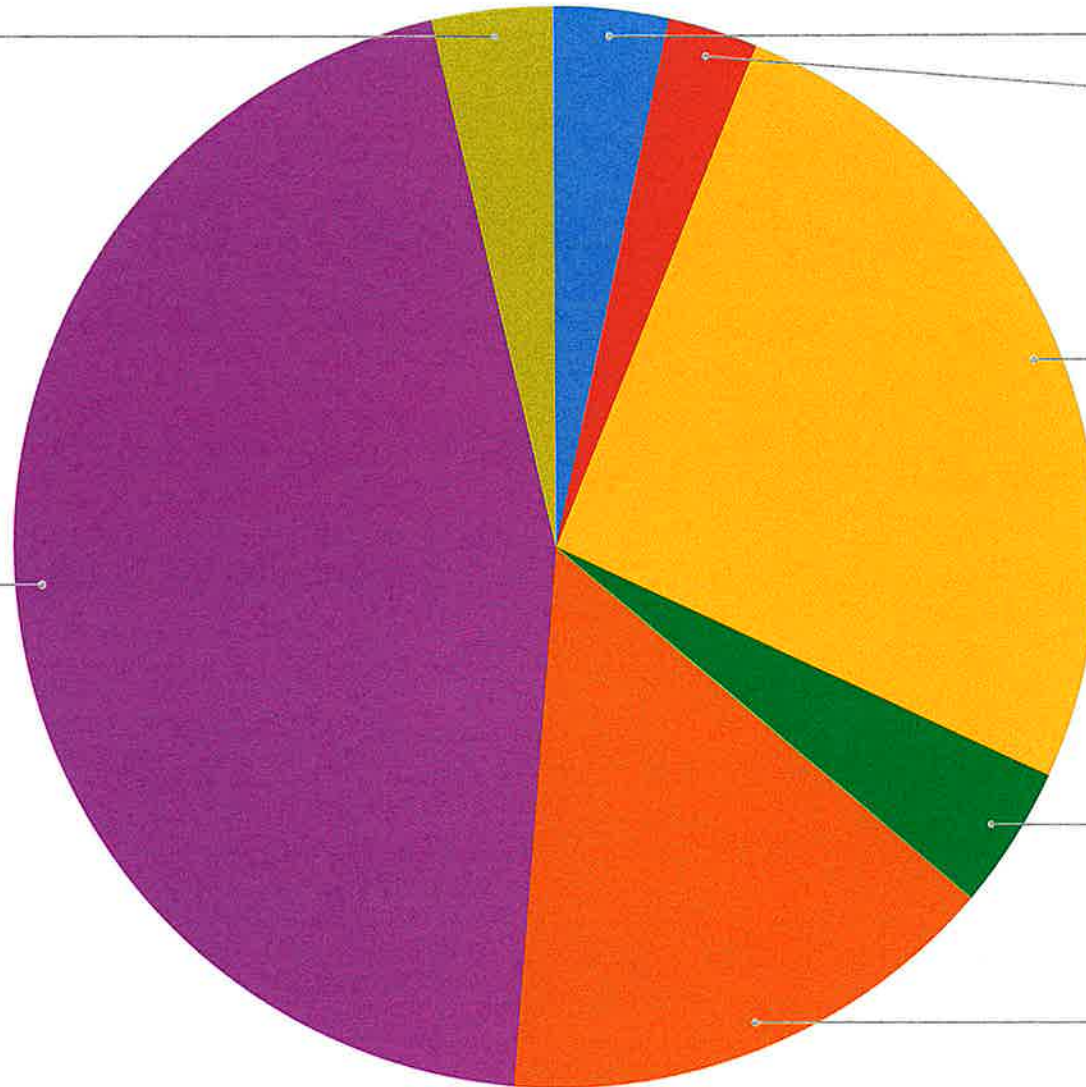
Interest  
3.4%  
Tangible  
2.7%

Real Estate  
25.8%

State Support  
45.1%

Rollback & Homestead  
4.3%

Income Tax  
15.1%



# North Union Revenue - Actual vs Budget

July 2024 - December 2024

Actual Budget

\$10,000,000.00

\$7,500,000.00

\$5,000,000.00

\$2,500,000.00

\$0.00

Interest

Tangible

Real Estate

Rollback &  
Homestead

Income Tax

Federal

State Support

Other Local,  
Refunds



# North Union Expenditure Breakdown

July 2024 - December 2024

Capital Outlay

1.6%

Supplies

3.6%

Purchased Services

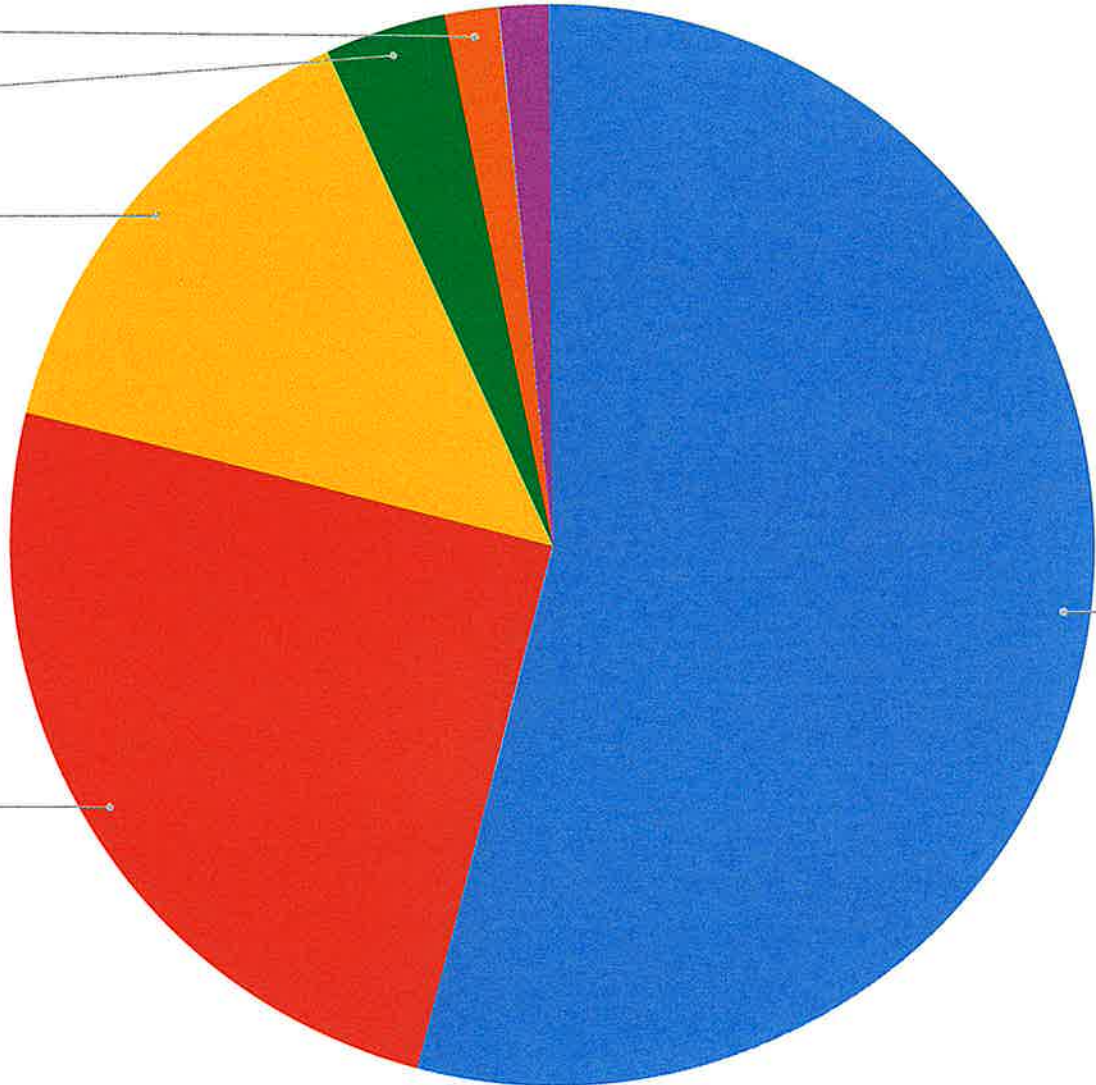
14.3%

Benefits

24.9%

Salaries

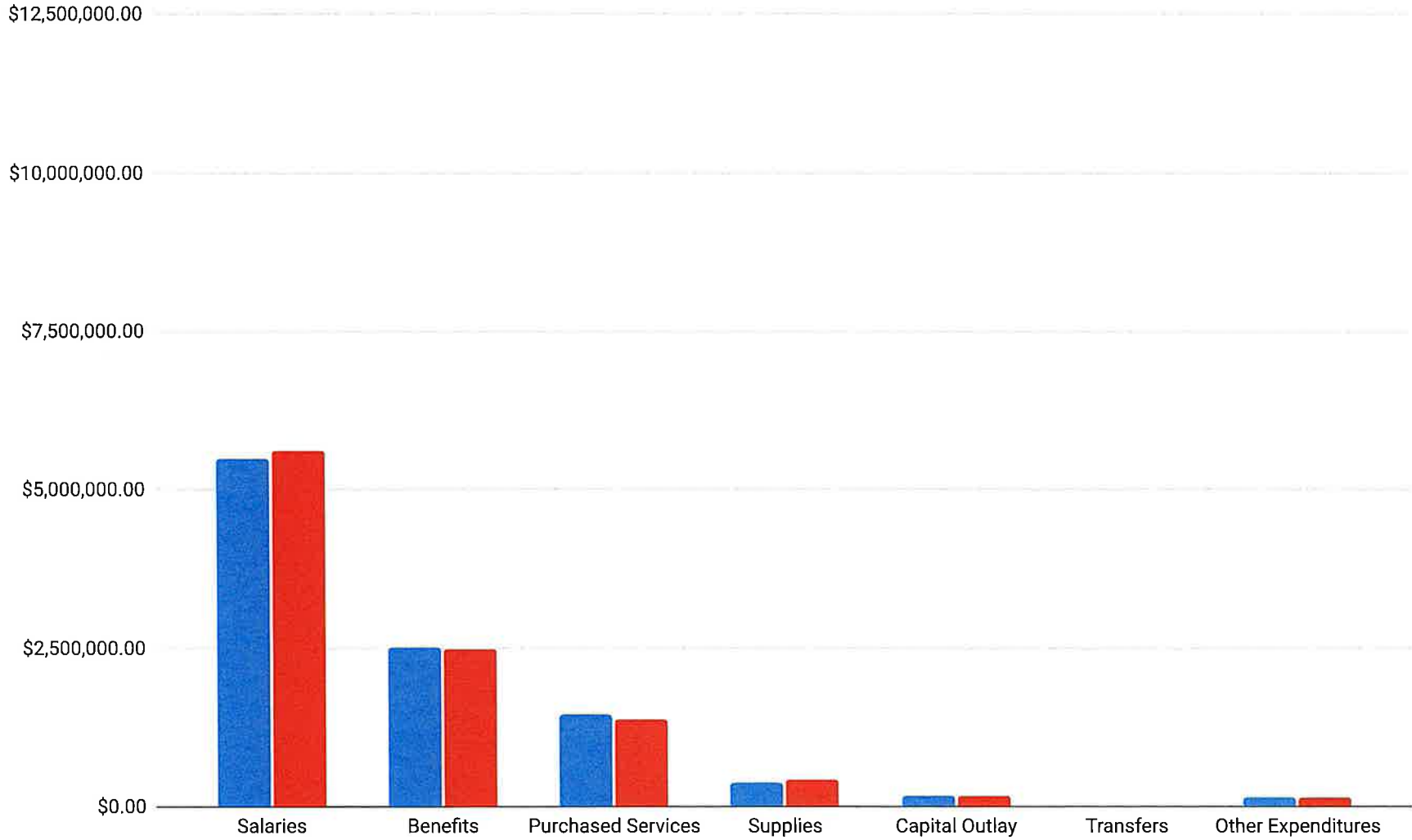
54.1%



# North Union Expenditures - Budget vs. Actual

July 2024 - December 2024

Actual Budget



# VARIANCE

# REPORT



**North Union LSD  
Variance Comparison  
Budget Vs. Actual**

**FYTD vs FYTD**

|                                 | <u>Budget</u> | <u>Actual</u> | <u>Variance</u> | <u>Explanation</u>   |
|---------------------------------|---------------|---------------|-----------------|--|
| <b>BEGINNING CASH BALANCE</b>   | \$14,632,563  | \$14,632,563  | \$0             |  |
| <b>RECEIPTS:</b>                |               |               |                 |  |
| <b>LOCAL SOURCES:</b>           |               |               |                 |  |
| <b>Real Estate</b>              | \$2,664,328   | \$2,664,328   | \$0             |  |
| <b>Personal Tangible</b>        | \$276,178     | \$276,178     | \$0             |  |
| <b>Investment Earnings</b>      | \$354,639     | \$353,395     | -\$1,244        | Interest Rates Declining   |
| <b>Income Tax</b>               | \$1,561,245   | \$1,561,245   | \$0             |  |
| <b>Other</b>                    | \$300,323     | \$300,014     | -\$309          | Lower Medicaid Payments  |
| <b>STATE SOURCES:</b>           |               |               |                 |  |
| <b>Foundation Program</b>       | \$4,364,039   | \$4,340,415   | -\$23,624       | Lower Than Expected  |
| <b>Rollback/Homestead</b>       | \$438,814     | \$438,814     | \$0             |  |
| <b>Other</b>                    | \$312,012     | \$309,256     | -\$2,756        | Lower Than Expected  |
| <b>TRANSFERS:</b>               |               |               |                 |  |
| <b>Transfers/Adv In</b>         | \$0           | \$0           | \$0             |  |
| <b>Prior Year Refund</b>        | \$70,337      | \$73,376      | \$3,039         | Higher Due To Delaware County Refund                               |
| <b>TOTAL RECEIPTS:</b>          | \$10,341,915  | \$10,317,021  | -\$24,894       | Lower State Payments, Lower Interest rates                         |
| <b>TOTAL REC + CASH BALANCE</b> | \$24,974,478  | \$24,949,584  | -\$24,894       | Lower State Payments, Lower Interest rates                         |
| <b>EXPENDITURES:</b>            |               |               |                 |  |
| <b>Salary/Wages</b>             | \$5,623,551   | \$5,493,734   | \$129,817       | Lower - Grant Expenditure Adjustments                              |
| <b>Fringe Benefits</b>          | \$2,502,866   | \$2,523,685   | -\$20,819       | Higher - Payroll Taxes, Foundation STRS/SERS, More On Insurance    |
| <b>Purchased Services</b>       | \$1,392,498   | \$1,452,607   | -\$60,109       | Higher Than Expected, Timing - ESC Invoices, Speech Services, Etc. |
| <b>Supplies/Materials</b>       | \$424,780     | \$366,422     | \$58,358        | Lower At This Time   |
| <b>Capital Outlay/Equipment</b> | \$159,925     | \$163,841     | -\$3,916        | New MS Floor Scrubber, Misc Tech                                   |
| <b>Transfers/Adv. Out</b>       | \$1,200       | \$1,200       | \$0             |  |
| <b>Other</b>                    | \$152,467     | \$151,362     | \$1,105         | Higher, Timing - Membership Fees                                   |
| <b>TOTAL EXPENDITURES:</b>      | \$10,257,287  | \$10,152,851  | \$104,436       | Lower Salary, Supply Costs At This Time                            |
| <b>ENDING CASH BALANCE:</b>     | \$14,717,191  | \$14,796,732  | \$79,541        | Lower Expenses At This Time  |



**North Union LSD**  
**Budget Variance Comparison**  
**Budget Vs. Actual**

| Month vs Month                  |              |               |           |  |
|---------------------------------|--------------|---------------|-----------|--|
|                                 | Budget       | December 2024 | Variance  | Explanation  |
| <b>BEGINNING CASH BALANCE</b>   | \$15,327,367 | \$15,306,324  | -\$21,043 | Lower Beginning Balance                                      |
| <b>RECEIPTS:</b>                |              |               |           |  |
| <b>LOCAL SOURCES:</b>           |              |               |           |  |
| Real Estate                     | \$0          | \$0           | \$0       |  |
| Personal Tangible               | \$0          | \$0           | \$0       |  |
| Investment Earnings             | \$54,174     | \$57,130      | \$2,956   | Timing of CD Interest Payment                                |
| Income Tax                      | \$0          | \$0           | \$0       |  |
| Other                           | \$9,343      | \$8,055       | -\$1,288  | Lower Medicaid Payments                                      |
| <b>STATE SOURCES:</b>           |              |               |           |  |
| Foundation Program              | \$710,823    | \$702,121     | -\$8,702  | Lower Than Expected  |
| Rollback/Homestead              | \$0          | \$0           | \$0       |  |
| Other                           | \$50,854     | \$48,017      | -\$2,837  | Higher Than Expected   |
| <b>TRANSFERS:</b>               |              |               |           |  |
| Transfers/Adv In                | \$0          | \$0           | \$0       |  |
| Prior Year Refund               | \$0          | \$3,039       | \$3,039   | Delaware County Auditor Refund                               |
| <b>TOTAL RECEIPTS:</b>          | \$825,194    | \$818,361     | -\$6,833  | Lower State Payments, Lower Other                            |
| <b>TOTAL REC + CASH BALANCE</b> | \$16,152,561 | \$16,124,685  | -\$27,876 | Lower Beginning Balance, Lower Receipts This Month           |
| <b>EXPENDITURES:</b>            |              |               |           |  |
| Salary/Wages                    | \$959,703    | \$883,262     | \$76,441  | Lower - Grant Expenditure Adjustments                        |
| Fringe Benefits                 | \$176,696    | \$192,578     | -\$15,882 | Higher - Payroll Taxes, BWC Payment                          |
| Purchased Services              | \$200,895    | \$193,515     | \$7,380   | Lower Than Expended, Timing of Invoices                      |
| Supplies/Materials              | \$78,432     | \$46,672      | \$31,760  | Lower At This Time   |
| Capital Outlay/Equipment        | \$15,007     | \$1,569       | \$13,438  | Lower At This Time   |
| Transfers/Adv. Out              | \$0          | \$0           | \$0       |  |
| Other                           | \$4,635      | \$10,358      | -\$5,723  | Timing, OSBA Membership, Other                               |
| <b>TOTAL EXPENDITURES:</b>      | \$1,435,368  | \$1,327,953   | \$107,415 | Lower Expenses in Salary, Services, Supplies, Capital Outlay |
| <b>ENDING CASH BALANCE:</b>     | \$14,717,193 | \$14,796,732  | \$79,539  | Lower Expenses At This Time                                  |

**North Union LSD  
Variance Comparison  
FY 2024 vs. FY 2025**

**FYTD vs FYTD**

|                                 | <u>24</u>    | <u>25</u>    | <u>Variance</u> | <u>Explanation</u>   |
|---------------------------------|--------------|--------------|-----------------|--|
| <b>BEGINNING CASH BALANCE</b>   | \$14,016,278 | \$14,632,563 | \$616,285       | Higher Beginning Balance   |
| <b>RECEIPTS:</b>                |              |              |                 |  |
| <b>LOCAL SOURCES:</b>           |              |              |                 |  |
| <b>Real Estate</b>              | \$2,517,049  | \$2,664,328  | \$147,279       | Higher Property Values - Higher Settlements  |
| <b>Personal Tangible</b>        | \$285,921    | \$276,178    | -\$9,743        | Slightly Lower UPP Values - Lower Settlement   |
| <b>Investment Earnings</b>      | \$344,138    | \$353,395    | \$9,257         | Currently Higher But rates Are Dropping  |
| <b>Income Tax</b>               | \$1,510,724  | \$1,561,245  | \$50,521        | Higher Income Tax Settlement   |
| <b>Other</b>                    | \$238,910    | \$300,014    | \$61,104        | Medicaid Settlement Timing   |
| <b>STATE SOURCES:</b>           |              |              |                 |  |
| <b>Foundation Program</b>       | \$4,438,722  | \$4,340,415  | -\$98,307       | Lower Foundation Payments  |
| <b>Rollback/Homestead</b>       | \$420,952    | \$438,814    | \$17,862        | Higher H/R Associated With Higher R/E Values   |
| <b>Other</b>                    | \$322,889    | \$309,256    | -\$13,633       | Currently Lower Due to Lower Overall Enrollment  |
| <b>TRANSFERS:</b>               |              |              |                 |  |
| <b>Transfers/Adv In</b>         | \$0          | \$0          | \$0             |  |
| <b>Prior Year Refund</b>        | \$67,720     | \$73,376     | \$5,656         | Higher Fuel Tax Refund, Small BWC Refund, Delaware County Refund                         |
| <b>TOTAL RECEIPTS:</b>          | \$10,147,025 | \$10,317,021 | \$169,996       | Higher Local Receipts  |
| <b>TOTAL REC + CASH BALANCE</b> | \$24,163,303 | \$24,949,584 | \$786,281       | Higher Beginning Balance, Higher Revenue   |
| <b>EXPENDITURES:</b>            |              |              |                 |  |
| <b>Salary/Wages</b>             | \$5,103,122  | \$5,493,734  | -\$390,612      | Higher - Higher Salaries, Negotiated Agreement, Timing of New Staff First Pay, Severance |
| <b>Fringe Benefits</b>          | \$2,343,712  | \$2,523,685  | -\$179,973      | Higher Costs, Higher Insurance Charges, More Utilizing Insurance Coverage                |
| <b>Purchased Services</b>       | \$1,273,165  | \$1,452,607  | -\$179,442      | Higher Service Costs, Concrete Repair - MS, Speech Services, High Roads, Etc             |
| <b>Supplies/Materials</b>       | \$378,447    | \$366,422    | \$12,025        | Higher Costs, Fewer Grants, Math Curriculum, IXL   |
| <b>Capital Outlay/Equipment</b> | \$738,027    | \$163,841    | \$574,186       | Playground Project, Field Sports, Bus Purchase Last Year                                 |
| <b>Transfers/Adv. Out</b>       | \$1,200      | \$1,200      | \$0             |  |
| <b>Other</b>                    | \$118,363    | \$151,362    | -\$32,999       | Higher Costs at This Time  |
| <b>TOTAL EXPENDITURES:</b>      | \$9,956,036  | \$10,152,851 | -\$196,815      | Higher Salary, Benefits, Services, and Other   |
| <b>ENDING CASH BALANCE:</b>     | \$14,207,267 | \$14,796,732 | \$589,465       | Higher Beginning Balance, Higher Revenue   |

**North Union LSD**  
**Variance Comparison**  
**FY 2024 vs. FY 2025**

**Month vs Month**

|                                 | <b>December 2023</b> | <b>December 2024</b> | <b>Variance</b>  | <b>Explanation</b>                                     |
|---------------------------------|----------------------|----------------------|------------------|--|
| <b>BEGINNING CASH BALANCE</b>   | \$14,701,329         | \$15,306,324         | \$604,995        | Higher Beginning Balance                               |
| <b>RECEIPTS:</b>                |                      |                      |                  |  |
| <b>LOCAL SOURCES:</b>           |                      |                      |                  |  |
| <b>Real Estate</b>              | \$0                  | \$0                  | \$0              |  |
| <b>Personal Tangible</b>        | \$0                  | \$0                  | \$0              |  |
| <b>Investment Earnings</b>      | \$50,186             | \$57,130             | \$6,944          | Timing of CD Interest Payment                          |
| <b>Income Tax</b>               | \$0                  | \$0                  | \$0              |  |
| <b>Other</b>                    | \$10,343             | \$8,055              | <b>-\$2,288</b>  | Lower Medicaid Payments                                |
| <b>STATE SOURCES:</b>           |                      |                      |                  |  |
| <b>Foundation Program</b>       | \$700,247            | \$702,121            | \$1,874          | Higher - Foundation Formula                            |
| <b>Rollback/Homestead</b>       | \$0                  | \$0                  | \$0              |  |
| <b>Other</b>                    | \$64,685             | \$48,017             | <b>-\$16,668</b> | Lower At This Time                                     |
| <b>TRANSFERS:</b>               |                      |                      |                  |  |
| <b>Transfers/Adv In</b>         | \$0                  | \$0                  | \$0              |  |
| <b>Prior Year Refund</b>        | \$0                  | \$3,039              | \$3,039          | Delaware County Auditor Refund                         |
| <b>TOTAL RECEIPTS:</b>          | \$825,461            | \$818,361            | <b>-\$7,100</b>  | Lower Other State Payments                             |
| <b>TOTAL REC + CASH BALANCE</b> | \$15,526,790         | \$16,124,685         | \$597,895        | Higher Beginning Balance                               |
| <b>EXPENDITURES:</b>            |                      |                      |                  |  |
| <b>Salary/Wages</b>             | \$849,643            | \$883,262            | <b>-\$33,619</b> | Higher, Negotiated Agreement                           |
| <b>Fringe Benefits</b>          | \$154,173            | \$192,578            | <b>-\$38,405</b> | Higher - Due to Timing of BWC 2025 Premium Payment     |
| <b>Purchased Services</b>       | \$121,914            | \$193,515            | <b>-\$71,601</b> | Higher, Timing of Invoices, Speech Services, ESC Costs |
| <b>Supplies/Materials</b>       | \$37,627             | \$46,672             | <b>-\$9,045</b>  | Higher, Timing of Invoices                             |
| <b>Capital Outlay/Equipment</b> | \$131,011            | \$1,569              | \$129,442        | Purchased a New Bus Last Year This Month               |
| <b>Transfers/Adv. Out</b>       | \$0                  | \$0                  | \$0              |  |
| <b>Other</b>                    | \$6,737              | \$10,358             | <b>-\$3,621</b>  | Higher Other Expenses, OSBA, Other                     |
| <b>TOTAL EXPENDITURES:</b>      | \$1,301,105          | \$1,327,953          | <b>-\$26,848</b> | Higher Monthly Expenses                                |
| <b>ENDING CASH BALANCE:</b>     | \$14,225,685         | \$14,796,732         | \$571,047        | Higher Beginning Balance                               |

# FIVE YEAR FINANCIAL FORECAST



## NORTH UNION LOCAL SCHOOLS FIVE-YEAR FORECAST

|   | FY23                | FY24                | FY25                | FY26                | FY27                | FY28                | FY29                |
|---|---------------------|---------------------|---------------------|---------------------|---------------------|---------------------|---------------------|
| <b>OPERATIONAL REVENUE</b>  |                     |                     |                     |                     |                     |                     |                     |
| Real Estate Taxes   | \$5,536,392         | \$6,096,254         | \$6,235,949         | \$6,434,298         | \$6,601,710         | \$6,640,854         | \$6,846,436         |
| Utility Property  | \$512,200           | \$562,606           | \$553,152           | \$565,587           | \$588,193           | \$612,310           | \$635,125           |
| Income Taxes  | \$2,804,054         | \$2,740,195         | \$2,803,011         | \$2,831,042         | \$2,859,352         | \$2,887,945         | \$2,916,824         |
| Other Local Revenue   | \$410,479           | \$644,634           | \$641,917           | \$641,917           | \$641,917           | \$641,917           | \$641,917           |
| State Foundation Program  | \$8,663,808         | \$8,570,214         | \$8,668,980         | \$8,669,436         | \$8,669,894         | \$8,670,355         | \$8,670,818         |
| Rollback & Homestead Program  | \$774,088           | \$857,323           | \$873,975           | \$894,989           | \$922,289           | \$927,957           | \$954,521           |
| Other State Revenue   | \$596,790           | \$743,169           | \$617,134           | \$617,133           | \$617,133           | \$617,133           | \$617,133           |
| Investment Earnings   | \$470,275           | \$685,139           | \$619,070           | \$557,163           | \$501,447           | \$451,302           | \$406,172           |
| Other Non-Operating Revenue   | \$46,589            | \$67,831            | \$67,831            | \$77,831            | \$77,831            | \$77,831            | \$77,831            |
| <b>TOTAL OPERATIONAL REVENUE</b>                                      | <b>\$19,814,676</b> | <b>\$20,967,365</b> | <b>\$21,081,019</b> | <b>\$21,289,396</b> | <b>\$21,479,766</b> | <b>\$21,527,604</b> | <b>\$21,766,777</b> |
| <b>OPERATIONAL EXPENSES</b>   |                     |                     |                     |                     |                     |                     |                     |
| Salaries and Wages  | \$10,113,260        | \$10,379,078        | \$11,631,767        | \$12,056,032        | \$12,659,668        | \$13,355,398        | \$14,088,261        |
| Fringe Benefits   | \$4,718,036         | \$4,928,352         | \$5,228,111         | \$5,930,564         | \$6,419,775         | \$6,962,713         | \$7,555,337         |
| Purchased Services  | \$2,487,974         | \$2,797,966         | \$2,937,865         | \$3,135,103         | \$3,201,605         | \$3,361,685         | \$3,529,769         |
| Supplies/Materials  | \$744,159           | \$1,028,795         | \$1,105,235         | \$1,134,247         | \$1,190,959         | \$1,250,507         | \$1,313,032         |
| Capital Outlay/Equipment  | \$457,618           | \$979,636           | \$445,000           | \$660,000           | \$536,500           | \$686,650           | \$550,491           |
| Other Expenses  | \$176,930           | \$236,053           | \$240,585           | \$245,208           | \$249,923           | \$254,732           | \$259,637           |
| Transfers/Advances  | \$1,000             | \$1,200             | \$20,000            | \$20,000            | \$20,000            | \$20,000            | \$20,000            |
| <b>TOTAL OPERATIONAL EXPENSES</b>                                     | <b>\$18,698,977</b> | <b>\$20,351,080</b> | <b>\$21,608,563</b> | <b>\$23,181,154</b> | <b>\$24,278,430</b> | <b>\$25,891,685</b> | <b>\$27,316,527</b> |
| <b>OPERATIONAL PROFIT/LOSS</b>  | <b>\$1,115,699</b>  | <b>\$616,285</b>    | <b>-\$527,544</b>   | <b>-\$1,891,758</b> | <b>-\$2,798,664</b> | <b>-\$4,364,081</b> | <b>-\$5,549,750</b> |
| Add Beginning Cash  | \$12,900,579        | \$14,016,278        | \$14,632,563        | \$14,105,019        | \$12,213,261        | \$9,414,597         | \$5,050,516         |
| <b>ENDING CASH BALANCE</b>  | <b>\$14,016,278</b> | <b>\$14,632,563</b> | <b>\$14,105,019</b> | <b>\$12,213,261</b> | <b>\$9,414,597</b>  | <b>\$5,050,516</b>  | <b>-\$499,234</b>   |
| LESS ENCUMBRANCES   | \$1,121,884         | \$1,178,662         | \$1,178,662         | \$1,178,662         | \$1,178,662         | \$1,178,662         | \$1,178,662         |
| <b>ENDING AVAILABLE CASH BALANCE</b>                                  | <b>\$12,894,394</b> | <b>\$13,453,901</b> | <b>\$12,926,357</b> | <b>\$11,034,599</b> | <b>\$8,235,935</b>  | <b>\$3,871,854</b>  | <b>-\$1,677,896</b> |
| True Days Cash Balance (Based on<br>Prior Fiscal Year) - Unencumbered |                     |                     | 218                 | 174                 | 124                 | 55                  | -22                 |
|   | FY23                | FY24                | FY25                | FY26                | FY27                | FY28                | FY29                |

# CURRENT MONTH'S CHECK REGISTER



## North Union Local Schools December 2024 Check Register

| Check # | Primary Name                         | Date      | Type                 | Amount    | Check Type | Reconcile Date | Status      | Void Date |
|---------|--------------------------------------|-----------|----------------------|-----------|------------|----------------|-------------|-----------|
| 94666   | BEFOUR, INC                          | 12/4/2024 | ACCOUNTS_PA<br>YABLE | \$ 90.00  | Check      | 1/3/2025       | RECONCILED  |           |
| 94667   | BLUUM OF<br>MINNESOTA,<br>LLC        | 12/4/2024 | ACCOUNTS_PA<br>YABLE | 13,132.70 | Check      | 1/3/2025       | RECONCILED  |           |
| 94668   | BRANDI<br>MILLER                     | 12/4/2024 | ACCOUNTS_PA<br>YABLE | 45.08     | Check      | 1/3/2025       | RECONCILED  |           |
| 94669   | TREASURER<br>STATE OF<br>OHIO        | 12/4/2024 | ACCOUNTS_PA<br>YABLE | 1,083.50  | Check      | 1/3/2025       | RECONCILED  |           |
| 94670   | RUMPKE                               | 12/4/2024 | ACCOUNTS_PA<br>YABLE | 6,038.28  | Check      | 1/3/2025       | RECONCILED  |           |
| 94671   | DAWN DRAPER                          | 12/4/2024 | ACCOUNTS_PA<br>YABLE | 29.48     | Check      | 1/3/2025       | RECONCILED  |           |
| 94672   | DEANA ADAMS                          | 12/4/2024 | ACCOUNTS_PA<br>YABLE | 62.31     | Check      | 1/3/2025       | RECONCILED  |           |
| 94673   | DEMCO                                | 12/4/2024 | ACCOUNTS_PA<br>YABLE | 11,199.68 | Check      | 1/3/2025       | RECONCILED  |           |
| 94674   | NRG<br>BUSINESS<br>MARKETING,<br>LLC | 12/4/2024 | ACCOUNTS_PA<br>YABLE | 1,408.68  | Check      | 1/3/2025       | RECONCILED  |           |
| 94675   | EASE<br>THERAPY LLC                  | 12/4/2024 | ACCOUNTS_PA<br>YABLE | 12,825.00 | Check      | 1/3/2025       | RECONCILED  |           |
| 94676   | FIELD SOURCE<br>LLC                  | 12/4/2024 | ACCOUNTS_PA<br>YABLE | 2,000.00  | Check      | 1/3/2025       | RECONCILED  |           |
| 94677   | GORDON<br>FOODS                      | 12/4/2024 | ACCOUNTS_PA<br>YABLE | 19,374.83 | Check      | 1/3/2025       | RECONCILED  |           |
| 94678   | HARTMAN<br>PUBLISHING<br>INC         | 12/4/2024 | ACCOUNTS_PA<br>YABLE | 151.62    | Check      |                | OUTSTANDING |           |
| 94679   | HEALTHCARE<br>BILLING<br>SERVICES, I | 12/4/2024 | ACCOUNTS_PA<br>YABLE | 97.12     | Check      | 1/3/2025       | RECONCILED  |           |
| 94680   | HUDL                                 | 12/4/2024 | ACCOUNTS_PA<br>YABLE | 10,400.00 | Check      | 1/3/2025       | RECONCILED  |           |
| 94681   | ILENE MICHA                          | 12/4/2024 | ACCOUNTS_PA<br>YABLE | 1,108.00  | Check      | 1/3/2025       | RECONCILED  |           |
| 94682   | JARED EVANS                          | 12/4/2024 | ACCOUNTS_PA<br>YABLE | 498.14    | Check      | 1/3/2025       | RECONCILED  |           |
| 94683   | MARY PRICE                           | 12/4/2024 | ACCOUNTS_PA<br>YABLE | 58.29     | Check      | 1/3/2025       | RECONCILED  |           |
| 94684   | KATHLEEN<br>SCHRADER                 | 12/4/2024 | ACCOUNTS_PA<br>YABLE | 328.93    | Check      | 1/3/2025       | RECONCILED  |           |
| 94685   | KELLY<br>WAGNER                      | 12/4/2024 | ACCOUNTS_PA<br>YABLE | 178.22    | Check      | 1/3/2025       | RECONCILED  |           |
| 94686   | KIMMEL<br>CLEANERS                   | 12/4/2024 | ACCOUNTS_PA<br>YABLE | 120.00    | Check      | 1/3/2025       | RECONCILED  |           |
| 94687   | LINDSAY COX                          | 12/4/2024 | ACCOUNTS_PA<br>YABLE | 24.12     | Check      | 1/3/2025       | RECONCILED  |           |
| 94688   | NATE'S<br>NECTAR, LLC                | 12/4/2024 | ACCOUNTS_PA<br>YABLE | 942.99    | Check      | 1/3/2025       | RECONCILED  |           |
| 94689   | AQUA<br>SYSTEMS                      | 12/4/2024 | ACCOUNTS_PA<br>YABLE | 49.90     | Check      | 1/3/2025       | RECONCILED  |           |
| 94690   | NICK HAJJAR                          | 12/4/2024 | ACCOUNTS_PA<br>YABLE | 328.30    | Check      | 1/3/2025       | RECONCILED  |           |
| 94691   | NICKLES<br>BAKERY, INC               | 12/4/2024 | ACCOUNTS_PA<br>YABLE | 1,056.75  | Check      | 1/3/2025       | RECONCILED  |           |
| 94692   | NICK<br>WITHROW                      | 12/4/2024 | ACCOUNTS_PA<br>YABLE | 112.46    | Check      | 1/3/2025       | RECONCILED  |           |
| 94693   | OHIO FFA<br>ASSOCIATION              | 12/4/2024 | ACCOUNTS_PA<br>YABLE | 60.00     | Check      | 1/3/2025       | RECONCILED  |           |
| 94694   | PAT'S PRINT<br>SHOP                  | 12/4/2024 | ACCOUNTS_PA<br>YABLE | 469.00    | Check      | 1/3/2025       | RECONCILED  |           |
| 94695   | PEACOCK<br>WATER COND.               | 12/4/2024 | ACCOUNTS_PA<br>YABLE | 458.75    | Check      | 1/3/2025       | RECONCILED  |           |
| 94696   | PLOTNER<br>HARDWARE                  | 12/4/2024 | ACCOUNTS_PA<br>YABLE | 131.61    | Check      | 1/3/2025       | RECONCILED  |           |

## North Union Local Schools

### December 2024 Check Register

| Check # | Primary Name                            | Date       | Type                 | Amount    | Check Type | Reconcile Date | Status      | Void Date |
|---------|---|------------|----------------------|-----------|------------|----------------|-------------|-----------|
| 94697   | RICHWOOD<br>AUTO AND<br>TRUCK, LLC      | 12/4/2024  | ACCOUNTS_PA<br>YABLE | \$ 764.94 | Check      | 1/3/2025       | RECONCILED  |           |
| 94698   | RICHWOOD -<br>NORTH UNION<br>ALUMNI     | 12/4/2024  | ACCOUNTS_PA<br>YABLE | 823.09    | Check      | 1/3/2025       | RECONCILED  |           |
| 94699   | SANDRA<br>RICHARDS                      | 12/4/2024  | ACCOUNTS_PA<br>YABLE | 227.80    | Check      | 1/3/2025       | RECONCILED  |           |
| 94700   | SHIELD'S<br>LAWN CARE<br>LLC            | 12/4/2024  | ACCOUNTS_PA<br>YABLE | 2,760.00  | Check      | 1/3/2025       | RECONCILED  |           |
| 94701   | SMITH FOODS<br>INC.                     | 12/4/2024  | ACCOUNTS_PA<br>YABLE | 3,995.09  | Check      | 1/3/2025       | RECONCILED  |           |
| 94702   | STAPLES<br>BUSINESS<br>DELIVERY         | 12/4/2024  | ACCOUNTS_PA<br>YABLE | 571.17    | Check      | 1/3/2025       | RECONCILED  |           |
| 94703   | TALK<br>ENTERPRISES,<br>LLC             | 12/4/2024  | ACCOUNTS_PA<br>YABLE | 15,281.94 | Check      | 1/3/2025       | RECONCILED  |           |
| 94704   | GAME ONE                                | 12/4/2024  | ACCOUNTS_PA<br>YABLE | 1,746.00  | Check      | 1/3/2025       | RECONCILED  |           |
| 94705   | TERMINIX<br>COMMERCIAL                  | 12/4/2024  | ACCOUNTS_PA<br>YABLE | 290.00    | Check      | 1/3/2025       | RECONCILED  |           |
| 94706   | TREASURER,<br>STATE OF<br>OHIO          | 12/4/2024  | ACCOUNTS_PA<br>YABLE | 4,387.00  | Check      | 1/3/2025       | RECONCILED  |           |
| 94707   | TRI-RIVERS<br>CAREER<br>CENTER          | 12/4/2024  | ACCOUNTS_PA<br>YABLE | 93.94     | Check      | 1/3/2025       | RECONCILED  |           |
| 94708   | U-LINE                                  | 12/4/2024  | ACCOUNTS_PA<br>YABLE | 220.54    | Check      | 1/3/2025       | RECONCILED  |           |
| 94709   | UNION<br>COUNTY<br>SHERIFF'S<br>OFFICE  | 12/4/2024  | ACCOUNTS_PA<br>YABLE | 15.00     | Check      | 1/3/2025       | RECONCILED  |           |
| 94710   | VAZA<br>CONSULTING,<br>LLC              | 12/4/2024  | ACCOUNTS_PA<br>YABLE | 1,975.00  | Check      | 1/3/2025       | RECONCILED  |           |
| 94711   | ACT                                     | 12/12/2024 | ACCOUNTS_PA<br>YABLE | 264.00    | Check      | 1/3/2025       | RECONCILED  |           |
| 94712   | AGIREPAIR                               | 12/12/2024 | ACCOUNTS_PA<br>YABLE | 109.00    | Check      | 1/3/2025       | RECONCILED  |           |
| 94713   | AMAZON.COM                              | 12/12/2024 | ACCOUNTS_PA<br>YABLE | 11,049.07 | Check      | 1/3/2025       | RECONCILED  |           |
| 94714   | ASHLAND<br>UNIVERSITY                   | 12/12/2024 | ACCOUNTS_PA<br>YABLE | 200.00    | Check      |                | OUTSTANDING |           |
| 94715   | ASHLEY M.<br>ANDERSON                   | 12/12/2024 | ACCOUNTS_PA<br>YABLE | 42.88     | Check      | 1/3/2025       | RECONCILED  |           |
| 94716   | BLICK ART<br>MATERIALS                  | 12/12/2024 | ACCOUNTS_PA<br>YABLE | 277.68    | Check      | 1/3/2025       | RECONCILED  |           |
| 94717   | BLUE<br>FREEDOM<br>FARM<br>MARKETS, INC | 12/12/2024 | ACCOUNTS_PA<br>YABLE | 2,890.00  | Check      | 1/3/2025       | RECONCILED  |           |
| 94718   | BRADY<br>WEAVER                         | 12/12/2024 | ACCOUNTS_PA<br>YABLE | 141.00    | Check      | 1/3/2025       | RECONCILED  |           |
| 94719   | BRICKER<br>GRAYDON LLP                  | 12/12/2024 | ACCOUNTS_PA<br>YABLE | 162.50    | Check      | 1/3/2025       | RECONCILED  |           |
| 94720   | BROOKE<br>WOJCIK                        | 12/12/2024 | ACCOUNTS_PA<br>YABLE | 75.00     | Check      |                | OUTSTANDING |           |
| 94721   | BULLSEYE<br>SPECIALTY<br>PRINTING       | 12/12/2024 | ACCOUNTS_PA<br>YABLE | 1,369.34  | Check      | 1/3/2025       | RECONCILED  |           |
| 94722   | CARDIO<br>PARTNERS,<br>INC.             | 12/12/2024 | ACCOUNTS_PA<br>YABLE | 507.99    | Check      | 1/3/2025       | RECONCILED  |           |
| 94723   | CERTIPORT                               | 12/12/2024 | ACCOUNTS_PA<br>YABLE | 1,320.00  | Check      | 1/3/2025       | RECONCILED  |           |



## North Union Local Schools December 2024 Check Register

| Check # | Primary Name                            | Date       | Type                 | Amount      | Check Type | Reconcile Date | Status      | Void Date |
|---------|---|------------|----------------------|-------------|------------|----------------|-------------|-----------|
| 94724   | COLUMBUS<br>BLUE JACKETS                | 12/12/2024 | ACCOUNTS_PA<br>YABLE | \$ 2,883.00 | Check      |                | OUTSTANDING |           |
| 94725   | D.B.<br>YUMMERS,<br>LLC                 | 12/12/2024 | ACCOUNTS_PA<br>YABLE | 630.00      | Check      |                | OUTSTANDING |           |
| 94726   | DRAGON<br>LANES, LLC                    | 12/12/2024 | ACCOUNTS_PA<br>YABLE | 3,795.00    | Check      | 1/3/2025       | RECONCILED  |           |
| 94727   | EFFECTIVE<br>UTILITY                    | 12/12/2024 | ACCOUNTS_PA<br>YABLE | 3,036.00    | Check      | 1/3/2025       | RECONCILED  |           |
| 94728   | ESC OF<br>CENTRAL<br>OHIO               | 12/12/2024 | ACCOUNTS_PA<br>YABLE | 4,292.38    | Check      | 1/3/2025       | RECONCILED  |           |
| 94729   | ESGI, LLC                               | 12/12/2024 | ACCOUNTS_PA<br>YABLE | 2,234.00    | Check      | 1/3/2025       | RECONCILED  |           |
| 94730   | FILE 13 AT<br>UCO<br>INDUSTRIES         | 12/12/2024 | ACCOUNTS_PA<br>YABLE | 40.00       | Check      | 1/3/2025       | RECONCILED  |           |
| 94731   | FRUIT<br>GROWERS<br>MARKETING<br>ASSOCI | 12/12/2024 | ACCOUNTS_PA<br>YABLE | 2,056.89    | Check      | 1/3/2025       | RECONCILED  |           |
| 94732   | GORDON<br>FLESCH<br>COMPANY,<br>INC.    | 12/12/2024 | ACCOUNTS_PA<br>YABLE | 7,868.22    | Check      | 1/3/2025       | RECONCILED  |           |
| 94733   | HERITAGE<br>COOPERATIVE                 | 12/12/2024 | ACCOUNTS_PA<br>YABLE | 4,070.48    | Check      | 1/3/2025       | RECONCILED  |           |
| 94734   | HERSHEY'S<br>CREAMERY                   | 12/12/2024 | ACCOUNTS_PA<br>YABLE | 2,463.48    | Check      | 1/3/2025       | RECONCILED  |           |
| 94735   | HIGHLAND<br>ATHLETIC<br>DEPARTMENT      | 12/12/2024 | ACCOUNTS_PA<br>YABLE | 400.00      | Check      |                | OUTSTANDING |           |
| 94736   | JASON<br>FISHBAUGH                      | 12/12/2024 | ACCOUNTS_PA<br>YABLE | 1,280.00    | Check      | 1/3/2025       | RECONCILED  |           |
| 94737   | JOSTENS                                 | 12/12/2024 | ACCOUNTS_PA<br>YABLE | 469.96      | Check      | 1/3/2025       | RECONCILED  |           |
| 94738   | KATHLEEN<br>SCHRADER                    | 12/12/2024 | ACCOUNTS_PA<br>YABLE | 72.41       | Check      | 1/3/2025       | RECONCILED  |           |
| 94739   | KELLY<br>WAGNER                         | 12/12/2024 | ACCOUNTS_PA<br>YABLE | 1,306.40    | Check      | 1/3/2025       | RECONCILED  |           |
| 94740   | KIENA REESE                             | 12/12/2024 | ACCOUNTS_PA<br>YABLE | 80.00       | Check      | 1/3/2025       | RECONCILED  |           |
| 94741   | KIMBALL<br>MIDWEST                      | 12/12/2024 | ACCOUNTS_PA<br>YABLE | 426.90      | Check      | 1/3/2025       | RECONCILED  |           |
| 94742   | KIMBERLY<br>CHAPMAN                     | 12/12/2024 | ACCOUNTS_PA<br>YABLE | 306.21      | Check      | 1/3/2025       | RECONCILED  |           |
| 94743   | KINCAID<br>WASTEWATER<br>SERVICES       | 12/12/2024 | ACCOUNTS_PA<br>YABLE | 190.00      | Check      | 1/3/2025       | RECONCILED  |           |
| 94744   | KROGER<br>COMPANY                       | 12/12/2024 | ACCOUNTS_PA<br>YABLE | 117.58      | Check      | 1/3/2025       | RECONCILED  |           |
| 94745   | KYLE BURRIS                             | 12/12/2024 | ACCOUNTS_PA<br>YABLE | 55.61       | Check      | 1/3/2025       | RECONCILED  |           |
| 94746   | MEMORIAL<br>OCC. HEALTH<br>PHYS.        | 12/12/2024 | ACCOUNTS_PA<br>YABLE | 1,303.00    | Check      | 1/3/2025       | RECONCILED  |           |
| 94747   | NATIONAL<br>COUNCIL OF<br>TEACHERS      | 12/12/2024 | ACCOUNTS_PA<br>YABLE | 99.00       | Check      | 1/3/2025       | RECONCILED  |           |
| 94748   | NEER'S SAND<br>& GRAVEL                 | 12/12/2024 | ACCOUNTS_PA<br>YABLE | 4,439.60    | Check      |                | OUTSTANDING |           |
| 94749   | OHIO FFA<br>ASSOCIATION                 | 12/12/2024 | ACCOUNTS_PA<br>YABLE | 4,845.00    | Check      |                | OUTSTANDING |           |
| 94750   | OHSBCA                                  | 12/12/2024 | ACCOUNTS_PA<br>YABLE | 50.00       | Check      | 1/3/2025       | RECONCILED  |           |
| 94751   | PIONEER<br>ATHLETICS                    | 12/12/2024 | ACCOUNTS_PA<br>YABLE | 5,335.45    | Check      | 1/3/2025       | RECONCILED  |           |
| 94752   | PLOTNER                                 | 12/12/2024 | ACCOUNTS_PA          | 1,290.43    | Check      | 1/3/2025       | RECONCILED  |           |

## North Union Local Schools December 2024 Check Register

| Check #  | Primary Name                                   | Date       | Type                          | Amount    | Check Type | Reconcile Date | Status      | Void Date |
|----------|--|------------|-------------------------------|-----------|------------|----------------|-------------|-----------|
| 94753    | HARDWARE<br>RICHWOOD<br>AUTO AND<br>TRUCK, LLC | 12/12/2024 | YABLE<br>ACCOUNTS_PA<br>YABLE | \$ 21.13  | Check      | 1/3/2025       | RECONCILED  |           |
| 94754    | RIGHTWAY<br>FOOD SERVICE                       | 12/12/2024 | ACCOUNTS_PA<br>YABLE          | 6,704.45  | Check      | 1/3/2025       | RECONCILED  |           |
| 94755    | ROBOTEVENTS                                    | 12/12/2024 | ACCOUNTS_PA<br>YABLE          | 2,660.00  | Check      | 1/3/2025       | RECONCILED  |           |
| 94756    | ROOT LUMBER<br>CO.                             | 12/12/2024 | ACCOUNTS_PA<br>YABLE          | 230.00    | Check      | 1/3/2025       | RECONCILED  |           |
| 94757    | SCHOOL<br>SPECIALTY<br>INC.                    | 12/12/2024 | ACCOUNTS_PA<br>YABLE          | 989.44    | Check      | 1/3/2025       | RECONCILED  |           |
| 94758    | SHAWN<br>BECKLEY                               | 12/12/2024 | ACCOUNTS_PA<br>YABLE          | 120.00    | Check      | 1/3/2025       | RECONCILED  |           |
| 94759    | SHEILA'S<br>FLOWERS                            | 12/12/2024 | ACCOUNTS_PA<br>YABLE          | 228.90    | Check      | 1/3/2025       | RECONCILED  |           |
| 94760    | SPECIALIZED<br>EDUCATION<br>OF OHIO, INC.      | 12/12/2024 | ACCOUNTS_PA<br>YABLE          | 20,328.80 | Check      | 1/3/2025       | RECONCILED  |           |
| 94761    | SPEER<br>MECHANICAL                            | 12/12/2024 | ACCOUNTS_PA<br>YABLE          | 665.40    | Check      | 1/3/2025       | RECONCILED  |           |
| 94762    | STANTON'S<br>SHEET MUSIC                       | 12/12/2024 | ACCOUNTS_PA<br>YABLE          | 353.36    | Check      | 1/3/2025       | RECONCILED  |           |
| 94763    | STAPLES<br>BUSINESS<br>DELIVERY                | 12/12/2024 | ACCOUNTS_PA<br>YABLE          | 848.75    | Check      | 1/3/2025       | RECONCILED  |           |
| 94764    | TAMI<br>HUCKABA                                | 12/12/2024 | ACCOUNTS_PA<br>YABLE          | 4.02      | Check      | 1/3/2025       | RECONCILED  |           |
| 94765    | TAMMY<br>BORDERS                               | 12/12/2024 | ACCOUNTS_PA<br>YABLE          | 55.39     | Check      | 1/3/2025       | RECONCILED  |           |
| 94766    | TRITHIUM<br>SOLUTIONS,<br>LLC                  | 12/12/2024 | ACCOUNTS_PA<br>YABLE          | 3,344.49  | Check      | 1/3/2025       | RECONCILED  |           |
| 94767    | VEX<br>ROBOTICS,<br>INC.                       | 12/12/2024 | ACCOUNTS_PA<br>YABLE          | 2,077.68  | Check      | 1/3/2025       | RECONCILED  |           |
| 94768    | VILLAGE OF<br>RICHWOOD                         | 12/12/2024 | ACCOUNTS_PA<br>YABLE          | 2,660.61  | Check      | 1/3/2025       | RECONCILED  |           |
| 94769 A+ | LANDSCAPING<br>INC.                            | 12/20/2024 | ACCOUNTS_PA<br>YABLE          | 6,125.00  | Check      | 1/3/2025       | RECONCILED  |           |
| 94770    | AMERICAN<br>SCHOOL<br>COUNSELOR<br>ASSOCIATION | 12/20/2024 | ACCOUNTS_PA<br>YABLE          | 129.00    | Check      |                | OUTSTANDING |           |
| 94771    | ANDREW<br>OWENS                                | 12/20/2024 | ACCOUNTS_PA<br>YABLE          | 127.78    | Check      | 1/3/2025       | RECONCILED  |           |
| 94772    | BAUMSPAGE.C<br>OM LLC                          | 12/20/2024 | ACCOUNTS_PA<br>YABLE          | 100.00    | Check      |                | OUTSTANDING |           |
| 94773    | BEFOUR, INC                                    | 12/20/2024 | ACCOUNTS_PA<br>YABLE          | 803.00    | Check      | 1/3/2025       | RECONCILED  |           |
| 94774    | BRIAN<br>NAUMAN                                | 12/20/2024 | ACCOUNTS_PA<br>YABLE          | 131.50    | Check      | 1/3/2025       | RECONCILED  |           |
| 94775    | BULLSEYE<br>SPECIALTY<br>PRINTING              | 12/20/2024 | ACCOUNTS_PA<br>YABLE          | 82.50     | Check      | 1/3/2025       | RECONCILED  |           |
| 94776    | COLUMBIA<br>GAS OF OHIO                        | 12/20/2024 | ACCOUNTS_PA<br>YABLE          | 1,625.37  | Check      | 1/3/2025       | RECONCILED  |           |
| 94777    | DEPOT 110<br>LLC                               | 12/20/2024 | ACCOUNTS_PA<br>YABLE          | 156.00    | Check      | 1/3/2025       | RECONCILED  |           |
| 94778    | DISTRICT 10<br>BASKETBALL                      | 12/20/2024 | ACCOUNTS_PA<br>YABLE          | 60.00     | Check      |                | OUTSTANDING |           |
| 94779    | ESC OF<br>CENTRAL<br>OHIO                      | 12/20/2024 | ACCOUNTS_PA<br>YABLE          | 4,292.38  | Check      | 1/3/2025       | RECONCILED  |           |
| 94780    | G & H<br>THREADS                               | 12/20/2024 | ACCOUNTS_PA<br>YABLE          | 1,311.00  | Check      | 1/3/2025       | RECONCILED  |           |

## North Union Local Schools December 2024 Check Register

| Check # | Primary Name                           | Date       | Type             | Amount      | Check Type | Reconcile Date | Status      | Void Date |
|---------|--|------------|------------------|-------------|------------|----------------|-------------|-----------|
| 94781   | GARLAND/DBS, INC.                      | 12/20/2024 | ACCOUNTS_PAYABLE | \$ 6,750.00 | Check      | 1/3/2025       | RECONCILED  |           |
| 94782   | HEINEMANN                              | 12/20/2024 | ACCOUNTS_PAYABLE | 914.30      | Check      | 1/3/2025       | RECONCILED  |           |
| 94783   | HOUGHTON MIFFLIN COMPANY               | 12/20/2024 | ACCOUNTS_PAYABLE | 322.42      | Check      | 1/3/2025       | RECONCILED  |           |
| 94784   | ILENE MICHA                            | 12/20/2024 | ACCOUNTS_PAYABLE | 1,108.00    | Check      | 1/3/2025       | RECONCILED  |           |
| 94785   | INNOVATIVE SOLUTIONS DISTRIBUTION, INC | 12/20/2024 | ACCOUNTS_PAYABLE | 660.00      | Check      | 1/3/2025       | RECONCILED  |           |
| 94786   | JOHN DEERE FINANCIAL                   | 12/20/2024 | ACCOUNTS_PAYABLE | 9,642.94    | Check      | 1/3/2025       | RECONCILED  |           |
| 94787   | JOSTENS                                | 12/20/2024 | ACCOUNTS_PAYABLE | 18.10       | Check      | 1/3/2025       | RECONCILED  |           |
| 94788   | JUSTIN UFFERMAN                        | 12/20/2024 | ACCOUNTS_PAYABLE | 115.39      | Check      | 1/3/2025       | RECONCILED  |           |
| 94789   | KAHL'S TELCOM AND SOUND                | 12/20/2024 | ACCOUNTS_PAYABLE | 1,889.00    | Check      | 1/3/2025       | RECONCILED  |           |
| 94790   | KELLY WAGNER                           | 12/20/2024 | ACCOUNTS_PAYABLE | 16.95       | Check      | 1/3/2025       | RECONCILED  |           |
| 94791   | KYLE BURRIS                            | 12/20/2024 | ACCOUNTS_PAYABLE | 40.53       | Check      | 1/3/2025       | RECONCILED  |           |
| 94792   | LUMEN                                  | 12/20/2024 | ACCOUNTS_PAYABLE | 43.28       | Check      | 1/3/2025       | RECONCILED  |           |
| 94793   | NORTHWESTERN LOCAL SCHOOLS             | 12/20/2024 | ACCOUNTS_PAYABLE | 250.00      | Check      |                | OUTSTANDING |           |
| 94794   | OHIO ASSOC. OF PUPIL SERVICE           | 12/20/2024 | ACCOUNTS_PAYABLE | 25.00       | Check      |                | OUTSTANDING |           |
| 94795   | OHIO EDISON                            | 12/20/2024 | ACCOUNTS_PAYABLE | 26,112.58   | Check      |                | OUTSTANDING |           |
| 94796   | OSBA                                   | 12/20/2024 | ACCOUNTS_PAYABLE | 6,956.00    | Check      | 1/3/2025       | RECONCILED  |           |
| 94797   | OSBA LEGAL ASSISTANCE FUND             | 12/20/2024 | ACCOUNTS_PAYABLE | 250.00      | Check      |                | OUTSTANDING |           |
| 94798   | PAT'S PRINT SHOP                       | 12/20/2024 | ACCOUNTS_PAYABLE | 1,201.50    | Check      | 1/3/2025       | RECONCILED  |           |
| 94799   | PLOTNER HARDWARE                       | 12/20/2024 | ACCOUNTS_PAYABLE | 303.94      | Check      | 1/3/2025       | RECONCILED  |           |
| 94800   | RICHWOOD AUTO AND TRUCK, LLC           | 12/20/2024 | ACCOUNTS_PAYABLE | 2,073.58    | Check      | 1/3/2025       | RECONCILED  |           |
| 94801   | RIDDELL/ALL AMERICAN SPORTS            | 12/20/2024 | ACCOUNTS_PAYABLE | 2,023.75    | Check      | 1/3/2025       | RECONCILED  |           |
| 94802   | RIVER VALLEY HIGH SCHOOL               | 12/20/2024 | ACCOUNTS_PAYABLE | 300.00      | Check      |                | OUTSTANDING |           |
| 94803   | ROBOSOURCE, LLC                        | 12/20/2024 | ACCOUNTS_PAYABLE | 534.32      | Check      | 1/3/2025       | RECONCILED  |           |
| 94804   | RUSH TRUCK CENTERS                     | 12/20/2024 | ACCOUNTS_PAYABLE | 721.15      | Check      | 1/3/2025       | RECONCILED  |           |
| 94805   | SANSOTTA'S FRESH ITALIAN               | 12/20/2024 | ACCOUNTS_PAYABLE | 798.90      | Check      | 1/3/2025       | RECONCILED  |           |
| 94806   | SC STRATEGIC SOLUTIONS, LLC            | 12/20/2024 | ACCOUNTS_PAYABLE | 440.88      | Check      | 1/3/2025       | RECONCILED  |           |
| 94807   | SHAWN DYER                             | 12/20/2024 | ACCOUNTS_PAYABLE | 141.00      | Check      |                | OUTSTANDING |           |
| 94808   | STANTON'S SHEET MUSIC                  | 12/20/2024 | ACCOUNTS_PAYABLE | 87.30       | Check      | 1/3/2025       | RECONCILED  |           |
| 94809   | STERLING                               | 12/20/2024 | ACCOUNTS_PAYABLE | 4,156.82    | Check      | 1/3/2025       | RECONCILED  |           |

## North Union Local Schools December 2024 Check Register

| Check # | Primary Name                   | Date       | Type                 | Amount   | Check Type | Reconcile Date | Status      | Void Date |
|---------|--------------------------------|------------|----------------------|----------|------------|----------------|-------------|-----------|
|         | PAPER                          |            | YABLE                |          |            |                |             |           |
| 94810   | TAMI HUCKABA                   | 12/20/2024 | ACCOUNTS_PA<br>YABLE | \$ 76.18 | Check      | 1/3/2025       | RECONCILED  |           |
| 94811   | TREASURER OF STATE             | 12/20/2024 | ACCOUNTS_PA<br>YABLE | 45.00    | Check      | 1/3/2025       | RECONCILED  |           |
| 94812   | UNION COUNTY SHERIFF'S OFFICE  | 12/20/2024 | ACCOUNTS_PA<br>YABLE | 15.00    | Check      | 1/3/2025       | RECONCILED  |           |
| 94813   | WEST LIBERTY-SALEM SCHOOLS     | 12/20/2024 | ACCOUNTS_PA<br>YABLE | 500.00   | Check      | 1/3/2025       | RECONCILED  |           |
| 94814   | WILHELMS PAINTS & WALLCOVERING | 12/20/2024 | ACCOUNTS_PA<br>YABLE | 36.99    | Check      | 1/3/2025       | RECONCILED  |           |
| 94815   | BRANDI MILLER                  | 12/30/2024 | ACCOUNTS_PA<br>YABLE | 725.30   | Check      | 1/3/2025       | RECONCILED  |           |
| 94816   | BROOKE KEEVER                  | 12/30/2024 | ACCOUNTS_PA<br>YABLE | 52.94    | Check      | 1/3/2025       | RECONCILED  |           |
| 94817   | CUMMINS                        | 12/30/2024 | ACCOUNTS_PA<br>YABLE | 1,646.20 | Check      |                | OUTSTANDING |           |
| 94818   | ELIZABETH HAKE                 | 12/30/2024 | ACCOUNTS_PA<br>YABLE | 77.00    | Check      |                | OUTSTANDING |           |
| 94819   | FRONTIER                       | 12/30/2024 | ACCOUNTS_PA<br>YABLE | 1,640.01 | Check      |                | OUTSTANDING |           |
| 94820   | GORDON FLESCH COMPANY, INC.    | 12/30/2024 | ACCOUNTS_PA<br>YABLE | 141.27   | Check      | 1/3/2025       | RECONCILED  |           |
| 94821   | JP SIGNS AND DESIGNS           | 12/30/2024 | ACCOUNTS_PA<br>YABLE | 360.00   | Check      | 1/3/2025       | RECONCILED  |           |
| 94822   | KELLYS KITCHEN                 | 12/30/2024 | ACCOUNTS_PA<br>YABLE | 600.00   | Check      | 1/3/2025       | RECONCILED  |           |
| 94823   | KOORSEN FIRE & SECURITY        | 12/30/2024 | ACCOUNTS_PA<br>YABLE | 1,221.19 | Check      | 1/3/2025       | RECONCILED  |           |
| 94824   | NICK WITHROW                   | 12/30/2024 | ACCOUNTS_PA<br>YABLE | 165.52   | Check      | 1/3/2025       | RECONCILED  |           |
| 94825   | NRG BUSINESS MARKETING, LLC    | 12/30/2024 | ACCOUNTS_PA<br>YABLE | 2,072.04 | Check      |                | OUTSTANDING |           |
| 94826   | OTIS ELEVATOR COMPANY          | 12/30/2024 | ACCOUNTS_PA<br>YABLE | 3,970.80 | Check      |                | OUTSTANDING |           |
| 94827   | PLOTNER HARDWARE               | 12/30/2024 | ACCOUNTS_PA<br>YABLE | 36.16    | Check      | 1/3/2025       | RECONCILED  |           |
| 94828   | PRIMEX WIRELESS, INC.          | 12/30/2024 | ACCOUNTS_PA<br>YABLE | 502.15   | Check      |                | OUTSTANDING |           |
| 94829   | QUADIENT LEASING USA, INC.     | 12/30/2024 | ACCOUNTS_PA<br>YABLE | 1,045.80 | Check      |                | OUTSTANDING |           |
| 94830   | ROBOTEVENTS                    | 12/30/2024 | ACCOUNTS_PA<br>YABLE | 1,775.00 | Check      | 1/3/2025       | RECONCILED  |           |
| 94831   | RUMPKE                         | 12/30/2024 | ACCOUNTS_PA<br>YABLE | 6,039.28 | Check      |                | OUTSTANDING |           |
| 94832   | RUSH TRUCK CENTERS             | 12/30/2024 | ACCOUNTS_PA<br>YABLE | 796.90   | Check      | 1/3/2025       | RECONCILED  |           |
| 94833   | SCOTT MARUNIAK                 | 12/30/2024 | ACCOUNTS_PA<br>YABLE | 165.16   | Check      | 1/3/2025       | RECONCILED  |           |
| 94834   | SONUS ENTERTAINMENT, LTD       | 12/30/2024 | ACCOUNTS_PA<br>YABLE | 1,145.00 | Check      |                | OUTSTANDING |           |
| 94835   | TERMINIX COMMERCIAL            | 12/30/2024 | ACCOUNTS_PA<br>YABLE | 192.00   | Check      |                | OUTSTANDING |           |

## North Union Local Schools December 2024 Check Register

| Check #            | Primary Name                             | Date       | Type                 | Amount                           | Check Type | Reconcile Date | Status     | Void Date |
|--------------------|--|------------|----------------------|----------------------------------|------------|----------------|------------|-----------|
| 94836              | WILHELMS<br>PAINTS &<br>WALLCOVERIN<br>G | 12/30/2024 | ACCOUNTS_PA<br>YABLE | \$ 36.99                         | Check      | 1/3/2025       | RECONCILED |           |
| 992874             | Bureau of<br>Workers' Comp.              | 12/2/2024  | ACCOUNTS_PA<br>YABLE | 21,499.00                        | Electronic | 1/3/2025       | RECONCILED |           |
| 992875             | NORTH UNION<br>MEMO<br>EXPENSES          | 12/4/2024  | ACCOUNTS_PA<br>YABLE | 2,177.32                         | Electronic | 1/3/2025       | RECONCILED |           |
| 992876             |  | 12/4/2024  | PAYROLL              | 506,634.41                       | Electronic | 1/3/2025       | RECONCILED |           |
| 992877             | SERS - MEMO<br>EXPENSES                  | 12/4/2024  | ACCOUNTS_PA<br>YABLE | 1,988.99                         | Electronic | 1/3/2025       | RECONCILED |           |
| 992878             | STRS - MEMO<br>EXPENSES                  | 12/4/2024  | ACCOUNTS_PA<br>YABLE | 6,176.83                         | Electronic | 1/3/2025       | RECONCILED |           |
| 992879             | FEDERAL<br>PAYROLL<br>CHARGES -<br>MEMO  | 12/4/2024  | ACCOUNTS_PA<br>YABLE | 7,573.63                         | Electronic | 1/3/2025       | RECONCILED |           |
| 992880             | NORTH UNION<br>ATHLETIC<br>DEPARTMENT    | 12/16/2024 | ACCOUNTS_PA<br>YABLE | 8,000.00                         | Check      | 1/3/2025       | RECONCILED |           |
| 992881             |  | 12/18/2024 | PAYROLL              | 497,253.55                       | Electronic | 1/3/2025       | RECONCILED |           |
| 992882             | SERS - MEMO<br>EXPENSES                  | 12/18/2024 | ACCOUNTS_PA<br>YABLE | 1,988.99                         | Electronic | 1/3/2025       | RECONCILED |           |
| 992883             | STRS - MEMO<br>EXPENSES                  | 12/18/2024 | ACCOUNTS_PA<br>YABLE | 6,042.77                         | Electronic | 1/3/2025       | RECONCILED |           |
| 992884             | FEDERAL<br>PAYROLL<br>CHARGES -<br>MEMO  | 12/18/2024 | ACCOUNTS_PA<br>YABLE | 7,297.22                         | Electronic | 1/3/2025       | RECONCILED |           |
| 992885             | SERS - MEMO<br>EXPENSES                  | 12/18/2024 | ACCOUNTS_PA<br>YABLE | 52,474.00                        | Electronic | 1/3/2025       | RECONCILED |           |
| 992886             | STRS - MEMO<br>EXPENSES                  | 12/18/2024 | ACCOUNTS_PA<br>YABLE | 101,998.00                       | Electronic | 1/3/2025       | RECONCILED |           |
| 992887             | STARK<br>COUNTY COG                      | 12/18/2024 | ACCOUNTS_PA<br>YABLE | 1,381.25                         | Electronic | 1/3/2025       | RECONCILED |           |
| <b>Grand Total</b> |  |            |                      | <b>\$</b><br><b>1,562,560.13</b> |            |                |            |           |

# APPROPRIATION ADJUSTMENTS, MODIFICATIONS, TRANSFERS, AND ADVANCES



**Financial Statement Adjustments  
As of January 1, 2025**

**FY 2025 Appropriation Additions and Adjustments, Transfer/Advances**

**TRANSFERS**

| <b>Fund Name</b> | <b>Account From</b> | <b>Amount</b> | <b>Account To</b> |
|------------------|---------------------|---------------|-------------------|
|------------------|---------------------|---------------|-------------------|

**APPROPRIATION ADJUSTMENTS**

| <b>Fund Name</b>                 | <b>Fund #</b>   | <b>Amount</b>     | <b>Reason</b>          |
|----------------------------------|-----------------|-------------------|------------------------|
| <b>Class of 1975 Scholarship</b> | <b>007-9130</b> | <b>\$1,000.00</b> | <b>New Scholarship</b> |