

**NORTH UNION LSD
FINANCIAL REPORT**

MAY 2024



ACCOUNT

RECONCILIATION



NORTH UNION LOCAL SCHOOL DISTRICT

Date - May 2024

CASH RECONCILIATION REPORT

		Total Fund Balance:	\$17,492,644.10
Gross Depository (Bank) Balance:		\$4,351,270.21	
Richwood Banking Company			
Certificates of Deposit:	\$3,044,000.00	CD's - Multi Bank Securities	
Other Securities:	\$10,181,774.58	STAR Ohio	
Other Investments:	\$0.00		
	Total Investments:	\$13,225,774.58	
	Cash in Transit to Depository:	\$0.00	
	Petty Cash Balance:	\$25.00	
	Total:	\$17,577,069.79	
	Total Outstanding Checks:	-\$84,425.69	
	Adjustments:	\$0.00	
		Reconciliation Balance:	\$17,492,644.10

*Note - This calculation will not tie to the check register included in this packet.

The check register enclosed details all checks issued for May.

This figure comprises total outstanding checks as of 05/31/2024.

SUMMARY OF RELEVANT FUND DATA

May 31, 2024

FUND ACCOUNTS (CASH) FINANCIAL REPORT

	<u>AMOUNT</u>
GENERAL FUND BALANCE.....	\$15,674,044.36
TOTAL ALL FUNDS.....	\$17,492,644.10
MAY GENERAL FUND RECEIPTS.....	\$1,236,462.80
MAY GENERAL FUND EXPENDITURES.....	\$1,889,314.78
TOTAL MAY RECEIPTS.....	\$1,559,769.47
TOTAL MAY EXPENDITURES.....	\$2,239,837.17
PETTY CASH.....	\$25.00

CHECK LIST FOR CURRENT ACCOUNTING MONTH

TOTAL CHECKS ISSUED IN MAY..... \$2,183,728.25

Includes Voided Checks Amounts

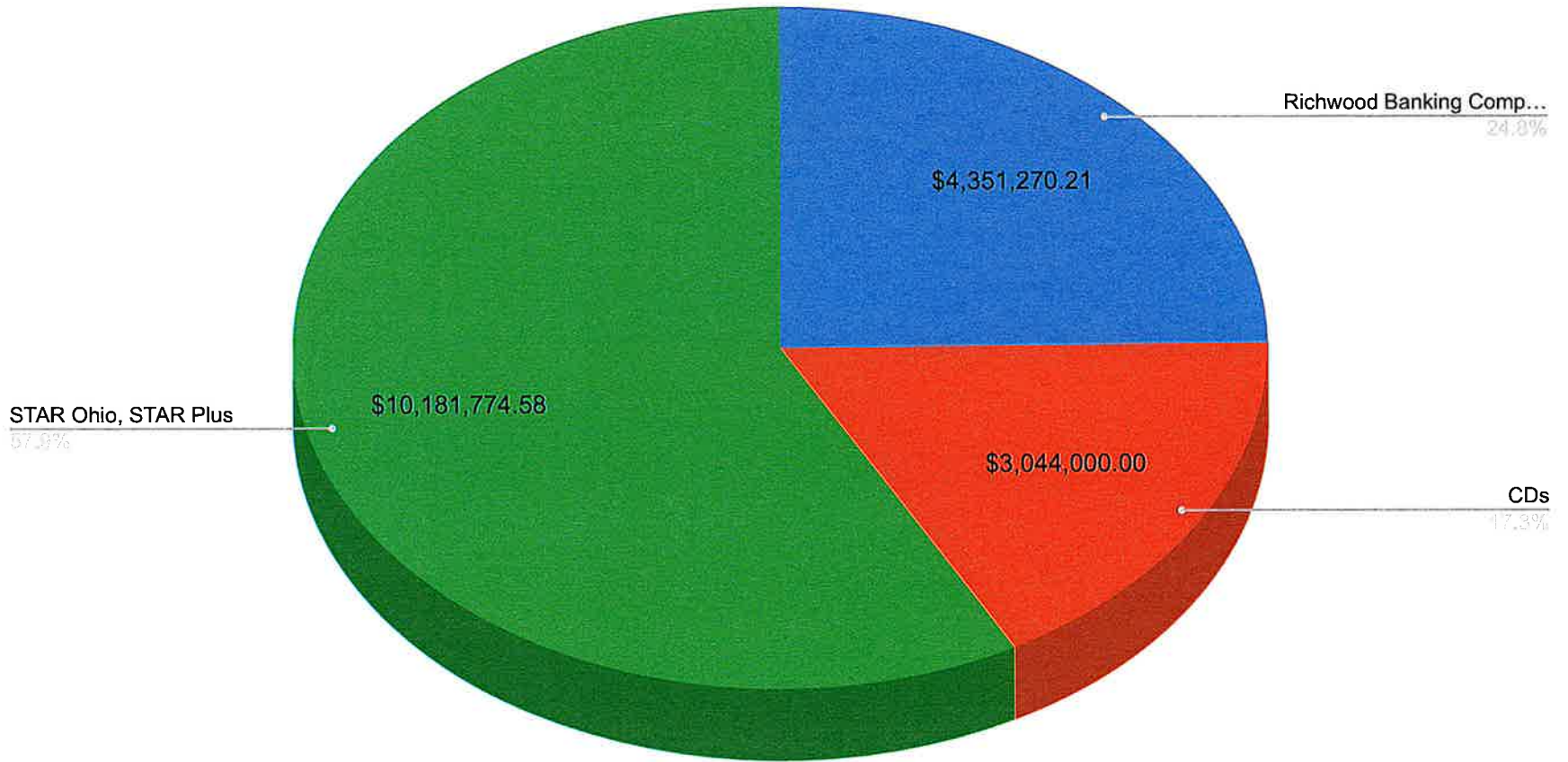
INVESTMENT

SUMMARY

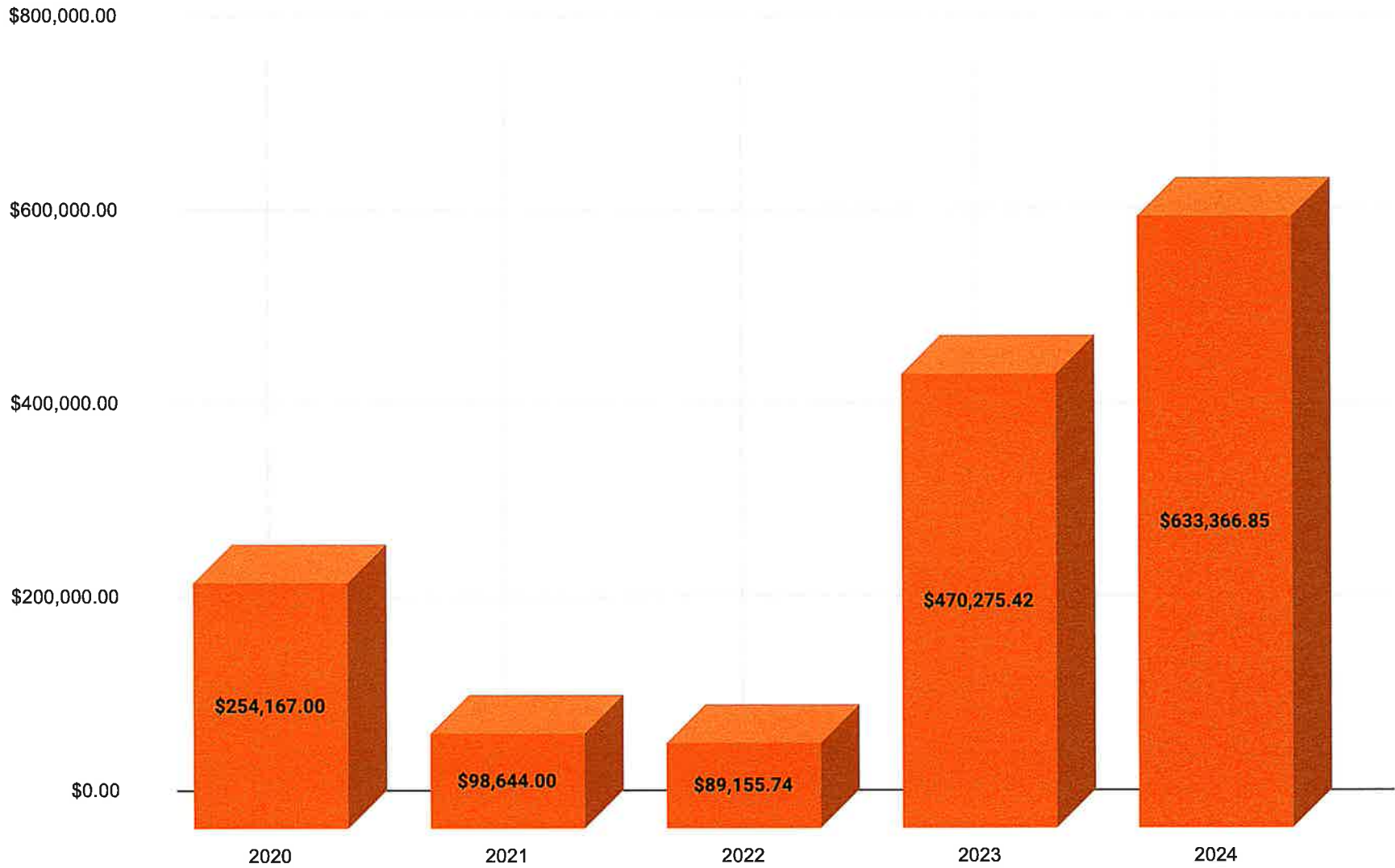


Disbursement Of Funds

As of 05/31/2024



Interest Earning Comparison



2024 Earnings As of May 31, 2024

SUMMARY OF AVAILABLE CASH BY FUND



Summary of Available Cash Accounting Month - 05/2024

Fund #	Fund Name	Beginning Balance		Fiscal Year To Date			Ending Balance
		as of 07/01/2023	Receipts	Expenditures	Encumbrances	5/31/2024	
0010000	General	\$ 10,187,934.19	\$ 19,350,918.81	\$ 16,610,618.04	\$ 1,275,219.73	\$ 11,653,015.23	
0019121	General - HB 412 Supplies	\$ 1,889,680.57	\$ 400,000.00	\$ 723,691.73	\$ 223,415.56	\$ 1,342,573.28	
0019122	General - HB 412 Capital Outlay	\$ 1,603,977.07	\$ 400,000.00	\$ 1,158,843.12	\$ 381,499.72	\$ 463,634.23	
0019123	General - HB 412 Reserve	\$ 334,686.61	\$ -	\$ -	\$ -	\$ 334,686.61	
0020000	Bond Retirement	\$ 400,840.96	\$ 646,520.44	\$ 607,849.23	\$ -	\$ 439,512.17	
0030000	Permanent Improvement Fund	\$ 308,414.01	\$ 343,750.97	\$ 491,836.36	\$ -	\$ 160,328.62	
0060000	Food Services	\$ 207,479.96	\$ 777,762.79	\$ 882,742.18	\$ 138,673.71	\$ (36,173.14)	
0070000	Scholarships	\$ 198,400.36	\$ 24,692.18	\$ 22,649.37	\$ 5,400.63	\$ 195,042.54	
0180000	Public School Support	\$ 115,815.98	\$ 90,087.48	\$ 102,112.47	\$ 22,803.46	\$ 80,987.53	
0340000	Capital Maintenance Fund	\$ 613,974.01	\$ 115,891.08	\$ 166,381.87	\$ -	\$ 563,483.22	
0709021	Impact60/Daniels - FY 2021	\$ 44,415.83	\$ 37,500.00	\$ 50,038.52	\$ 6,195.00	\$ 25,682.31	
2000000	Activity Accounts - Student Managed	\$ 66,534.22	\$ 56,537.58	\$ 52,328.46	\$ 12,644.44	\$ 58,098.90	
3000000	Activity Accounts - Advisor Managed	\$ 168,784.36	\$ 242,645.41	\$ 211,208.49	\$ 103,756.19	\$ 96,465.09	
4510000	Data Communications Grant	\$ -	\$ 5,992.59	\$ 5,992.59	\$ -	\$ -	
4670000	Student Wellness and Success	\$ 275,244.35	\$ -	\$ 236,782.42	\$ 20,493.35	\$ 17,968.58	
4999023	AG School Safety Grant - FY 2023	\$ -	\$ -	\$ -	\$ -	\$ -	
4999124	CTE Grant FY 24	\$ -	\$ -	\$ -	\$ 285,427.00	\$ (285,427.00)	
5070000	ESSER (CARES/ARP) Grant	\$ 25,070.02	\$ 254,040.60	\$ 315,372.16	\$ 7,939.12	\$ (44,200.66)	
5079023	ARP Homeless Targeted Support Grant FY23	\$ -	\$ -	\$ 11,956.96	\$ -	\$ (11,956.96)	
5160000	IDEA Part B	\$ 1,505.29	\$ 322,604.41	\$ 358,124.99	\$ -	\$ (34,015.29)	
5169222	IDEA-B ARP Grant	\$ -	\$ -	\$ -	\$ -	\$ -	
5720000	Title I Grant	\$ 514.10	\$ 155,732.53	\$ 156,246.63	\$ 300.00	\$ (300.00)	
5720100	Expanding Opportunities	\$ -	\$ -	\$ -	\$ -	\$ -	
5840000	Title IV-A - Student Support	\$ -	\$ 12,774.88	\$ 14,661.31	\$ -	\$ (1,886.43)	
5849124	Stronger Connections - FY 2024	\$ -	\$ -	\$ -	\$ 1,015.00	\$ (1,015.00)	
5870000	Preschool Disabilities Grant	\$ -	\$ 5,000.00	\$ 7,630.31	\$ 1,980.00	\$ (4,610.31)	
5879222	Preschool Disabilities ARP Grant	\$ -	\$ 655.20	\$ 655.20	\$ -	\$ -	
5900000	Title II-A	\$ -	\$ 33,799.47	\$ 39,811.80	\$ -	\$ (6,012.33)	
599-9023	School Safety Grant - FY 2023	\$ 17,985.76	\$ -	\$ 17,985.76	\$ -	\$ -	
599-9123	NLSP Cafeteria Equipment Grant FY 23	\$ -	\$ 35,000.00	\$ 35,000.00	\$ -	\$ -	
Totals		\$ 16,461,257.65	\$ 23,311,906.42	\$ 22,280,519.97	\$ 2,486,762.91	\$ 15,005,881.19	

Summary of Available Cash Accounting Month - 05/2024

Curent Month Activity

Fund #	Fund Name	Beginning Balance as of 05/01/2024	Receipts	Current Month Expenditures	Encumbrances	Ending Balance 5/31/2024
0010000	General	\$ 13,330,954.85	\$ 1,236,462.80	\$ 1,639,182.69	\$ 1,275,219.73	\$ 11,653,015.23
0019121	General - HB 412 Supplies	\$ 1,755,062.62	\$ -	\$ 189,073.78	\$ 223,415.56	\$ 1,342,573.28
0019122	General - HB 412 Capital Outlay	\$ 906,192.26	\$ -	\$ 61,058.31	\$ 381,499.72	\$ 463,634.23
0019123	General - HB 412 Reserve	\$ 334,686.61	\$ -	\$ -	\$ -	\$ 334,686.61
0020000	Bond Retirement	\$ 428,453.88	\$ 36,414.51	\$ 25,356.22	\$ -	\$ 439,512.17
0030000	Permanent Improvement Fund	\$ 168,881.14	\$ 19,117.43	\$ 27,669.95	\$ -	\$ 160,328.62
0060000	Food Services	\$ 99,283.21	\$ 99,366.96	\$ 96,149.60	\$ 138,673.71	\$ (36,173.14)
0070000	Scholarships	\$ 201,023.17	\$ 6,219.37	\$ 6,799.37	\$ 5,400.63	\$ 195,042.54
0180000	Public School Support	\$ 133,377.01	\$ 6,475.50	\$ 36,061.52	\$ 22,803.46	\$ 80,987.53
0340000	Capital Maintenance Fund	\$ 519,106.13	\$ 44,389.56	\$ 12.47	\$ -	\$ 563,483.22
0709021	Impact60/Daniels - FY 2021	\$ 31,877.31	\$ -	\$ -	\$ 6,195.00	\$ 25,682.31
2000000	Activity Accounts - Student Managed	\$ 75,525.52	\$ 3,265.00	\$ 8,047.18	\$ 12,644.44	\$ 58,098.90
3000000	Activity Accounts - Advisor Managed	\$ 207,405.40	\$ 14,278.50	\$ 21,462.62	\$ 103,756.19	\$ 96,465.09
4510000	Data Communications Grant	\$ -	\$ -	\$ -	\$ -	\$ -
4670000	Student Wellness and Success	\$ 46,421.21	\$ -	\$ 7,959.28	\$ 20,493.35	\$ 17,968.58
4999023	AG School Safety Grant - FY 2023	\$ -	\$ -	\$ -	\$ -	\$ -
4999124	CTE Grant FY 24	\$ -	\$ -	\$ -	\$ 285,427.00	\$ -
5070000	ESSER (CARES/ARP) Grant	\$ (12,554.75)	\$ 27,883.75	\$ 51,590.54	\$ 7,939.12	\$ (44,200.66)
5079023	ARP Homeless Targeted Support Grant FY23	\$ -	\$ -	\$ 11,956.96	\$ -	\$ (11,956.96)
5160000	IDEA Part B	\$ (36,168.12)	\$ 36,168.12	\$ 34,015.29	\$ -	\$ (34,015.29)
5169222	IDEA-B ARP Grant	\$ -	\$ -	\$ -	\$ -	\$ -
5720000	Title I Grant	\$ (12,934.32)	\$ 25,846.64	\$ 12,912.32	\$ 300.00	\$ (300.00)
5720100	Expanding Opportunities	\$ -	\$ -	\$ -	\$ -	\$ -
5840000	Title IV-A - Student Support	\$ (1,277.49)	\$ 1,277.49	\$ 1,886.43	\$ -	\$ (1,886.43)
5849124	Stronger Connections - FY 2024	\$ -	\$ -	\$ -	\$ 1,015.00	\$ (1,015.00)
5870000	Preschool Disabilities Grant	\$ -	\$ -	\$ 2,630.31	\$ 1,980.00	\$ (4,610.31)
5879222	Preschool Disabilities ARP Grant	\$ -	\$ -	\$ -	\$ -	\$ -
5900000	Title II-A	\$ (2,603.84)	\$ 2,603.84	\$ 6,012.33	\$ -	\$ (6,012.33)
599-9023	School Safety Grant - FY 2023	\$ -	\$ -	\$ -	\$ -	\$ -
599-9123	NLSP Cafeteria Equipment Grant FY 23	\$ -	\$ -	\$ -	\$ -	\$ -
Totals		\$ 18,172,711.80	\$ 1,559,769.47	\$ 2,239,837.17	\$ 2,486,762.91	\$ 15,005,881.19

Cash Financial Report

Accounting Month - 05/2024

Fund #	Fund Name	Beginning Balance		Fiscal Year To Date		Ending Balance
		as of 07/01/2023		Receipts	Expenditures	5/31/2024
0010000	General	\$ 10,187,934.19	\$	19,350,918.81	\$ 16,610,618.04	\$ 12,928,234.96
0019121	General - HB 412 Supplies	\$ 1,889,680.57	\$	400,000.00	\$ 723,691.73	\$ 1,565,988.84
0019122	General - HB 412 Capital Outlay	\$ 1,603,977.07	\$	400,000.00	\$ 1,158,843.12	\$ 845,133.95
0019123	General - HB 412 Reserve	\$ 334,686.61	\$	-	\$ -	\$ 334,686.61
0020000	Bond Retirement	\$ 400,840.96	\$	646,520.44	\$ 607,849.23	\$ 439,512.17
0030000	Permanent Improvement Fund	\$ 308,414.01	\$	343,750.97	\$ 491,836.36	\$ 160,328.62
0060000	Food Services	\$ 207,479.96	\$	777,762.79	\$ 882,742.18	\$ 102,500.57
0070000	Scholarships	\$ 198,400.36	\$	24,692.18	\$ 22,649.37	\$ 200,443.17
0180000	Public School Support	\$ 115,815.98	\$	90,087.48	\$ 102,112.47	\$ 103,790.99
0340000	Capital Maintenance Fund	\$ 613,974.01	\$	115,891.08	\$ 166,381.87	\$ 563,483.22
0709021	Impact60/Daniels - FY 2021	\$ 44,415.83	\$	37,500.00	\$ 50,038.52	\$ 31,877.31
2000000	Activity Accounts - Student Managed	\$ 66,534.22	\$	56,537.58	\$ 52,328.46	\$ 70,743.34
3000000	Activity Accounts - Advisor Managed	\$ 168,784.36	\$	242,645.41	\$ 211,208.49	\$ 200,221.28
4510000	Data Communications Grant	\$ -	\$	5,992.59	\$ 5,992.59	\$ -
4670000	Student Wellness and Success	\$ 275,244.35	\$	-	\$ 236,782.42	\$ 38,461.93
4999023	AG School Safety Grant - FY 2023	\$ -	\$	-	\$ -	\$ -
4999124	CTE Grant FY 24	\$ -	\$	-	\$ -	\$ -
5070000	ESSER (CARES/ARP) Grant	\$ 25,070.02	\$	254,040.60	\$ 315,372.16	\$ (36,261.54)
5079023	RP Homeless Targeted Support Grant FY	\$ -	\$	-	\$ 11,956.96	\$ (11,956.96)
5160000	IDEA Part B	\$ 1,505.29	\$	322,604.41	\$ 358,124.99	\$ (34,015.29)
5169222	IDEA-B ARP Grant	\$ -	\$	-	\$ -	\$ -
5720000	Title I Grant	\$ 514.10	\$	155,732.53	\$ 156,246.63	\$ -
5720100	Expanding Opportunities	\$ -	\$	-	\$ -	\$ -
5840000	Title IV-A - Student Support	\$ -	\$	12,774.88	\$ 14,661.31	\$ (1,886.43)
5849124	Stronger Connections - FY 2024	\$ -	\$	-	\$ -	\$ -
5870000	Preschool Disabilities Grant	\$ -	\$	5,000.00	\$ 7,630.31	\$ (2,630.31)
5879222	Preschool Disabilities ARP Grant	\$ -	\$	655.20	\$ 655.20	\$ -
5900000	Title II-A	\$ -	\$	33,799.47	\$ 39,811.80	\$ (6,012.33)
599-9023	School Safety Grant - FY 2023	\$ 17,985.76	\$	-	\$ 17,985.76	\$ -
599-9123	NLSP Cafeteria Equipment Grant FY 23	\$ -	\$	35,000.00	\$ 35,000.00	\$ -
Totals		\$ 16,461,257.65	\$	\$ 23,311,906.42	\$ 22,280,519.97	\$ 17,492,644.10

North Union Local Schools May 2024 Fund Balances

Full Account Code	Description	Initial Cash	MTD Received	FYTD Received	MTD Expended	FYTD Expended	Fund Balance	Encumbrance	Unencumbered Balance
001-0000	General Fund	\$ 10,187,934.19	\$ 1,236,462.80	\$ 19,350,918.81	\$ 1,639,182.69	\$ 16,610,618.04	\$ 12,928,234.96	\$ 1,275,219.73	\$ 11,653,015.23
001-9121	HB 412 Supplies, Textbooks	1,889,680.57	0.00	400,000.00	189,073.78	723,691.73	1,565,988.84	223,415.56	1,342,573.28
001-9122	HS 412 Capital Outlay	1,603,977.07	0.00	400,000.00	61,058.31	1,158,843.12	845,133.95	381,499.72	463,634.23
001-9123	HS 412 Reserve Fund	334,686.61	0.00	0.00	0.00	0.00	334,686.61	0.00	334,686.61
002-0000	Bond Retirement Fund	400,840.96	36,414.51	646,520.44	25,356.22	607,849.23	439,512.17	0.00	439,512.17
003-0000	Permanent Improvement	308,414.01	19,117.43	343,750.97	27,669.95	491,836.36	160,328.62	0.00	160,328.62
006-0000	Food Services	207,479.96	99,366.96	777,762.79	96,149.60	882,742.18	102,500.57	138,673.71	(36,173.14)
007-9004	McElheny Scholarship	0.00	0.00	0.00	6,799.37	6,799.37	(6,799.37)	5,400.63	(12,200.00)
007-9005	McMahon/Mike's Roof Scholarship	500.00	0.00	0.00	0.00	0.00	500.00	0.00	500.00
007-9006	Craig Cooley Scholarship	4,762.97	1,000.00	1,000.00	0.00	1,000.00	4,762.97	0.00	4,762.97
007-9007	Kevin Smith Scholarship	6,000.00	0.00	3,000.00	0.00	3,000.00	6,000.00	0.00	6,000.00
007-9010	Byhalia-York Scholarship	2,350.00	0.00	1,500.00	0.00	750.00	3,100.00	0.00	3,100.00
007-9012	RICHWOOD POLICE SCHOLARSHIP FUND	1,500.00	0.00	0.00	0.00	1,500.00	0.00	0.00	0.00
007-9013	YOUNG MUSIC/PERFORMING ARTS SCHOLARSHIP FUND	2,000.00	0.00	0.00	0.00	1,000.00	1,000.00	0.00	1,000.00
007-9014	RICHWOOD GARDEN CLUB SCHOLARSHIP	500.00	0.00	0.00	0.00	0.00	500.00	0.00	500.00
007-9017	CALEB DELP MEMORIAL SCHOLARSHIP	2,000.00	0.00	0.00	0.00	0.00	2,000.00	0.00	2,000.00
007-9019	PATRICIA WARNER HOUK SCHOLARSHIP	85,715.54	0.00	0.00	0.00	0.00	85,715.54	0.00	85,715.54
007-9021	RUTH B. WELLER MEMORIAL SCHOLARSHIP	4,000.00	0.00	3,000.00	0.00	0.00	7,000.00	0.00	7,000.00
007-9022	ARTS MEMORIAL SCHOLARSHIP	2,348.00	180.00	585.00	0.00	500.00	2,433.00	0.00	2,433.00
007-9023	JAYCOB R. FOX SCHOLARSHIP FUND	500.00	0.00	0.00	0.00	0.00	500.00	0.00	500.00
007-9126	JOSHUA O'REILLY MEMORIAL SCHOLARSHIP FUND	1,400.00	0.00	500.00	0.00	600.00	1,300.00	0.00	1,300.00
007-9127	RESEARCH & DESIGN STIMULATION SCHOLARSHIP	5,000.00	0.00	4,000.00	0.00	5,000.00	4,000.00	0.00	4,000.00
007-9128	PATRICK LIGGACY/NULL SCHOLARSHIP FUND	1,000.00	0.00	1,000.00	0.00	500.00	1,500.00	0.00	1,500.00
007-9129	CLASS OF 1973 SCHOLARSHIP FUND	0.00	5,000.00	8,375.00	0.00	0.00	8,375.00	0.00	8,375.00
007-9999	Parrott Scholarship Fund	78,823.85	39.37	1,732.18	0.00	2,000.00	78,556.03	0.00	78,556.03
018-9050	Public School Support - MS	17,589.91	3,152.50	43,994.76	22,807.53	41,023.36	20,561.31	10,791.91	9,769.40
018-9060	Public School Support - HS	17,927.01	731.00	11,148.87	2,022.80	10,971.11	18,104.77	5,899.23	12,205.54
018-9070	NU Elementary Princ Acct	80,299.06	2,592.00	34,943.85	11,231.19	50,118.00	65,124.91	6,112.32	59,012.59
034-0000	Capital Maintenance Fund	613,974.01	44,389.56	115,891.08	12.47	166,381.87	563,483.22	0.00	563,483.22
070-9021	IMPACT60/DANIELS - FY 2021 FUND	44,415.83	0.00	37,500.00	0.00	50,038.52	31,877.31	6,195.00	25,682.31
200-9013	CLASS OF 2013	164.41	0.00	0.00	164.41	164.41	0.00	0.00	0.00
200-9014	CLASS OF 2014	1,122.91	0.00	0.00	299.82	299.82	823.09	0.00	823.09

North Union Local Schools May 2024 Fund Balances

Full Account Code	Description	Initial Cash	MTD Received	FYTD Received	MTD Expended	FYTD Expended	Fund Balance	Encumbrance	Unencumbered Balance
200-9016	CLASS OF 2016	\$ 382.66	\$ 0.00	\$ 0.00	\$ 0.00	\$ 0.00	\$ 382.66	\$ 0.00	\$ 382.66
200-9017	CLASS OF 2017	60.83	0.00	0.00	0.00	0.00	60.83	0.00	60.83
200-9018	CLASS OF 2018	1,456.10	0.00	0.00	0.00	0.00	1,456.10	0.00	1,456.10
200-9019	CLASS OF 2019	211.34	0.00	0.00	0.00	0.00	211.34	0.00	211.34
200-9020	CLASS OF 2020	1,398.69	0.00	0.00	0.00	0.00	1,398.69	0.00	1,398.69
200-9021	CLASS OF 2021	3,388.90	0.00	0.00	0.00	0.00	3,388.90	0.00	3,388.90
200-9022	CLASS OF 2022	5,028.99	0.00	0.00	0.00	0.00	5,028.99	0.00	5,028.99
200-9023	CLASS OF 2023	3,894.40	0.00	0.00	0.00	525.37	3,369.03	0.00	3,369.03
200-9024	CLASS OF 2024	9,092.56	0.00	0.00	0.00	1,973.58	7,118.98	1,908.72	5,210.26
200-9025	CLASS OF 2025	2,580.00	2,345.00	9,297.00	3,939.13	7,330.41	4,546.59	689.48	3,857.11
200-9026	CLASS OF 2026	500.00	0.00	600.00	0.00	0.00	1,100.00	2.00	1,098.00
200-9027	CLASS OF 2027	0.00	0.00	600.00	0.00	0.00	600.00	2.00	598.00
200-9050	Student Act - MS St Council	3,913.40	0.00	2,614.50	1,535.08	4,365.34	2,162.56	1,136.78	1,025.78
200-9111	Art Club	2,129.64	0.00	0.00	0.00	0.00	2,129.64	2.00	2,127.64
200-9141	National Honor Society	436.41	0.00	397.55	0.00	232.91	601.05	169.09	431.96
200-9330	HS FFA	16,873.75	780.00	38,279.86	667.09	33,127.40	22,026.21	6,668.17	15,358.04
200-9350	Industrial Arts Club	542.79	0.00	0.00	0.00	539.60	3.19	0.00	3.19
200-9370	HS BPA	2,834.42	0.00	0.00	0.00	0.00	2,834.42	2.00	2,832.42
200-9610	HS Student Council	8,533.83	0.00	3,778.67	1,441.65	3,769.62	8,542.88	2,060.20	6,482.68
200-9630	SOS (STUDENTS OF SERVICE) CLUB	47.75	0.00	0.00	0.00	0.00	47.75	2.00	45.75
200-9680	HS Yearbook	1,940.44	140.00	970.00	0.00	0.00	2,910.44	2.00	2,908.44
300-9000	MHUC ATHLETIC RESERVE FUND	0.00	0.00	20,000.00	0.00	20,000.00	0.00	0.00	0.00
300-9050	MS Athletic Department	41,868.56	1,203.00	32,309.00	350.00	13,836.95	60,340.61	14,483.53	45,857.08
300-9060	HS Athletic Department	74,908.90	7,973.00	118,122.78	8,306.64	108,218.87	84,812.81	70,453.45	14,359.36
300-9117	North Union Robotics Club	33,644.79	4,115.00	59,918.53	11,547.24	58,090.79	35,472.53	17,444.40	18,028.13
300-9134	HS Marching Band	4,692.40	0.00	250.00	0.00	435.00	4,507.40	2.00	4,505.40
300-9137	HS Show Choir	6,349.08	987.50	8,594.00	1,258.74	7,609.46	7,333.62	659.83	6,673.79
300-9139	Drama - Music Production	6,840.58	0.00	3,451.10	0.00	3,017.42	7,274.26	710.98	6,563.28
300-9190	HS In The Know	480.05	0.00	0.00	0.00	0.00	480.05	2.00	478.05
451-9023	NETWORK CONNECTIVITY FY 2023 GRANT	0.00	0.00	138.30	0.00	138.30	0.00	0.00	0.00
451-9024	NETWORK CONNECTIVITY FY 2024 GRANT	0.00	0.00	5,854.29	0.00	5,854.29	0.00	0.00	0.00
467-9020	STUDENT WELLNESS & SUCCESS FY 2020	10,442.85	0.00	0.00	0.00	10,442.85	0.00	0.00	0.00
467-9021	STUDENT WELLNESS & SUCCESS FY 2021	264,801.50	0.00	0.00	7,959.28	226,339.57	38,461.93	20,493.35	17,968.58
499-9124	CTE EQUIPMENT GRANT - FY 2024	0.00	0.00	0.00	0.00	0.00	0.00	285,427.00	(285,427.00)
507-9022	ESSER III - ARP FUNDS	24,587.49	27,883.75	215,514.03	51,590.54	276,363.06	(36,261.54)	7,939.12	(44,200.66)
507-9023	ARP HOMELESS TARGETED SUPPORT GRANT	0.00	0.00	0.00	11,429.68	11,429.68	(11,429.68)	0.00	(11,429.68)

North Union Local Schools May 2024 Fund Balances

Full Account Code	Description	Initial Cash	MTD Received	FYTD Received	MTD Expended	FYTD Expended	Fund Balance	Encumbrance	Unencumbered Balance
507-9121	ESSER - ROUND 2 FUNDS	\$ 482.53	\$ 0.00	\$ 38,526.57	\$ 0.00	\$ 39,009.10	\$ 0.00	\$ 0.00	\$ 0.00
507-9122	ARP - HOMELESS - FY22	0.00	0.00	0.00	527.28	527.28	(527.28)	0.00	(527.28)
516-9023	IDEA-B FEDERAL GRANT FY 2023	1,505.29	0.00	34,374.37	0.00	35,879.66	0.00	0.00	0.00
516-9024	IDEA-B FEDERAL GRANT FY 2024	0.00	36,168.12	288,230.04	34,015.29	322,245.33	(34,015.29)	0.00	(34,015.29)
572-9023	TITLE I FY 2023	514.10	0.00	25,661.63	0.00	26,175.73	0.00	0.00	0.00
572-9024	TITLE I FY 2024	0.00	25,846.64	130,070.90	12,912.32	130,070.90	0.00	300.00	(300.00)
584-9024	TITLE IV-A - STUDENT SUPPORT FY 2024	0.00	1,277.49	12,774.88	1,886.43	14,661.31	(1,886.43)	0.00	(1,886.43)
584-9124	STRONGER CONNECTIONS FY 2024 GRANT	0.00	0.00	0.00	0.00	0.00	0.00	1,015.00	(1,015.00)
587-9024	PRESCHOOL DISABILITIES - FY 2024	0.00	0.00	5,000.00	2,630.31	7,630.31	(2,630.31)	1,980.00	(4,610.31)
587-9222	ARP PRESCHOOL DISABILITIES FY 2022 FEDERAL GRANT	0.00	0.00	655.20	0.00	655.20	0.00	0.00	0.00
590-9024	TITLE II-A FY 2024	0.00	2,603.84	33,799.47	6,012.33	39,811.80	(6,012.33)	0.00	(6,012.33)
599-9023	SCHOOL SAFETY GRANT - FY 2023	17,985.76	0.00	0.00	0.00	17,985.76	0.00	0.00	0.00
599-9123	NLSP CAFETERIA EQUIPMENT GRANT FY 2023	0.00	0.00	35,000.00	0.00	35,000.00	0.00	0.00	0.00
Grand Total		16,461,257.65	\$ 1,559,769.47	\$ 23,311,906.42	\$ 2,239,837.17	\$ 22,280,519.97	\$ 17,492,644.10	\$ 2,486,762.91	\$ 15,005,881.19

**2023-2024
FINANCIAL FORECASTS
AND
ACTUALS**



**NORTH UNION LOCAL SCHOOL DISTRICT
2022-2023 CASH PROJECTION
GENERAL FUND BUDGET
May 2024**

MONTH	JULY	AUGUST	SEPTEMBER	OCTOBER	NOVEMBER	DECEMBER	JANUARY	FEBRUARY	MARCH	APRIL	MAY	JUNE
BEGINNING CASH BALANCE	\$14,016,278	\$14,176,586	\$13,704,904	\$15,202,163	\$15,503,265	\$14,706,657	\$14,207,268	\$13,910,627	\$13,154,097	\$16,002,901	\$16,411,643	\$15,654,113
RECEIPTS:												
LOCAL SOURCES:												
Real Estate	\$0	\$129,493	\$2,387,557	\$0	\$0	\$0	\$0	\$0	\$3,494,316	\$0	\$0	\$0
Personal Tangible	\$0	\$2,833	\$283,088	\$0	\$0	\$0	\$0	\$0	\$271,565	\$0	\$0	\$0
Investment Earnings	\$44,925	\$59,447	\$55,251	\$72,667	\$55,924	\$55,924	\$55,924	\$55,924	\$55,924	\$55,924	\$55,924	\$55,923
Income Tax	\$890,366	\$0	\$0	\$620,358	\$0	\$0	\$569,150	\$0	\$0	\$754,097	\$0	\$0
Other	\$119,328	\$10,479	\$78,659	\$7,298	\$11,573	\$11,573	\$11,573	\$11,573	\$11,573	\$32,704	\$11,573	\$11,573
STATE SOURCES:												
Foundation Program	\$713,556	\$775,068	\$712,307	\$817,481	\$710,155	\$710,155	\$710,155	\$710,155	\$710,155	\$710,155	\$710,155	\$710,155
Rollback/Homestead	\$0	\$0	\$0	\$420,952	\$0	\$0	\$0	\$0	\$0	\$387,996	\$0	\$0
Other	\$49,555	\$49,819	\$49,281	\$69,046	\$52,594	\$52,594	\$52,594	\$52,594	\$52,594	\$52,594	\$52,594	\$52,593
TRANSFERS:												
Transfers/Adv In	\$0	\$0	\$0	\$0	\$0	\$0	\$0	\$0	\$0	\$0	\$0	\$0
Prior Year Refund	\$4,289	\$63,431	\$0	\$0	\$0	\$0	\$0	\$0	\$1,232	\$1,048	\$0	\$0
TOTAL RECEIPTS:	\$1,822,019	\$1,090,570	\$3,566,142	\$2,007,803	\$830,246	\$830,246	\$1,399,396	\$830,246	\$4,597,359	\$1,994,518	\$830,246	\$830,244
TOTAL REC + CASH BALANCE	\$15,838,298	\$15,267,156	\$17,271,046	\$17,209,965	\$16,333,511	\$15,536,903	\$15,606,664	\$14,740,873	\$17,751,456	\$17,997,419	\$17,241,889	\$16,484,357
EXPENDITURES:												
Salary/Wages	\$826,774	\$841,205	\$880,867	\$865,598	\$844,339	\$844,339	\$944,339	\$844,339	\$944,339	\$844,339	\$844,339	\$984,342
Fringe Benefits	\$446,448	\$436,204	\$426,139	\$445,143	\$443,143	\$146,635	\$408,776	\$403,776	\$403,776	\$402,776	\$404,776	\$403,776
Purchased Services	\$152,640	\$239,957	\$197,703	\$236,463	\$223,201	\$223,201	\$223,201	\$223,201	\$223,201	\$223,201	\$223,201	\$223,201
Supplies/Materials	\$39,863	\$20,883	\$69,249	\$89,147	\$79,653	\$79,653	\$79,653	\$79,653	\$79,653	\$79,653	\$79,653	\$79,653
Capital Outlay/Equipment	\$165,698	\$687	\$445,630	\$58,346	\$33,833	\$33,833	\$33,833	\$33,833	\$33,833	\$33,833	\$33,833	\$33,833
Transfers/Adv. Out	\$0	\$1,000	\$200	\$0	\$0	\$0	\$0	\$0	\$0	\$0	\$0	\$18,800
Other	\$30,290	\$22,315	\$49,095	\$12,005	\$2,685	\$1,974	\$6,235	\$1,974	\$63,753	\$1,974	\$1,974	\$1,974
TOTAL EXPENDITURES:	\$1,661,712	\$1,562,252	\$2,068,883	\$1,706,701	\$1,626,854	\$1,329,635	\$1,696,037	\$1,586,776	\$1,748,555	\$1,585,776	\$1,587,776	\$1,745,579
ENDING CASH BALANCE:	\$14,176,586	\$13,704,904	\$15,202,163	\$15,503,265	\$14,706,657	\$14,207,268	\$13,910,627	\$13,154,097	\$16,002,901	\$16,411,643	\$15,654,113	\$14,738,778
TOTAL RECEIPTS VS.	\$1,822,019	\$1,090,570	\$3,566,142	\$2,007,803	\$830,246	\$830,246	\$1,399,396	\$830,246	\$4,597,359	\$1,994,518	\$830,246	\$830,244
TOTAL EXPENDITURES	\$1,661,712	\$1,562,252	\$2,068,883	\$1,706,701	\$1,626,854	\$1,329,635	\$1,696,037	\$1,586,776	\$1,748,555	\$1,585,776	\$1,587,776	\$1,745,579
	\$160,307	-\$471,682	\$1,497,259	\$301,102	-\$796,608	-\$499,389	-\$296,641	-\$756,530	\$2,848,804	\$408,742	-\$757,530	-\$915,335

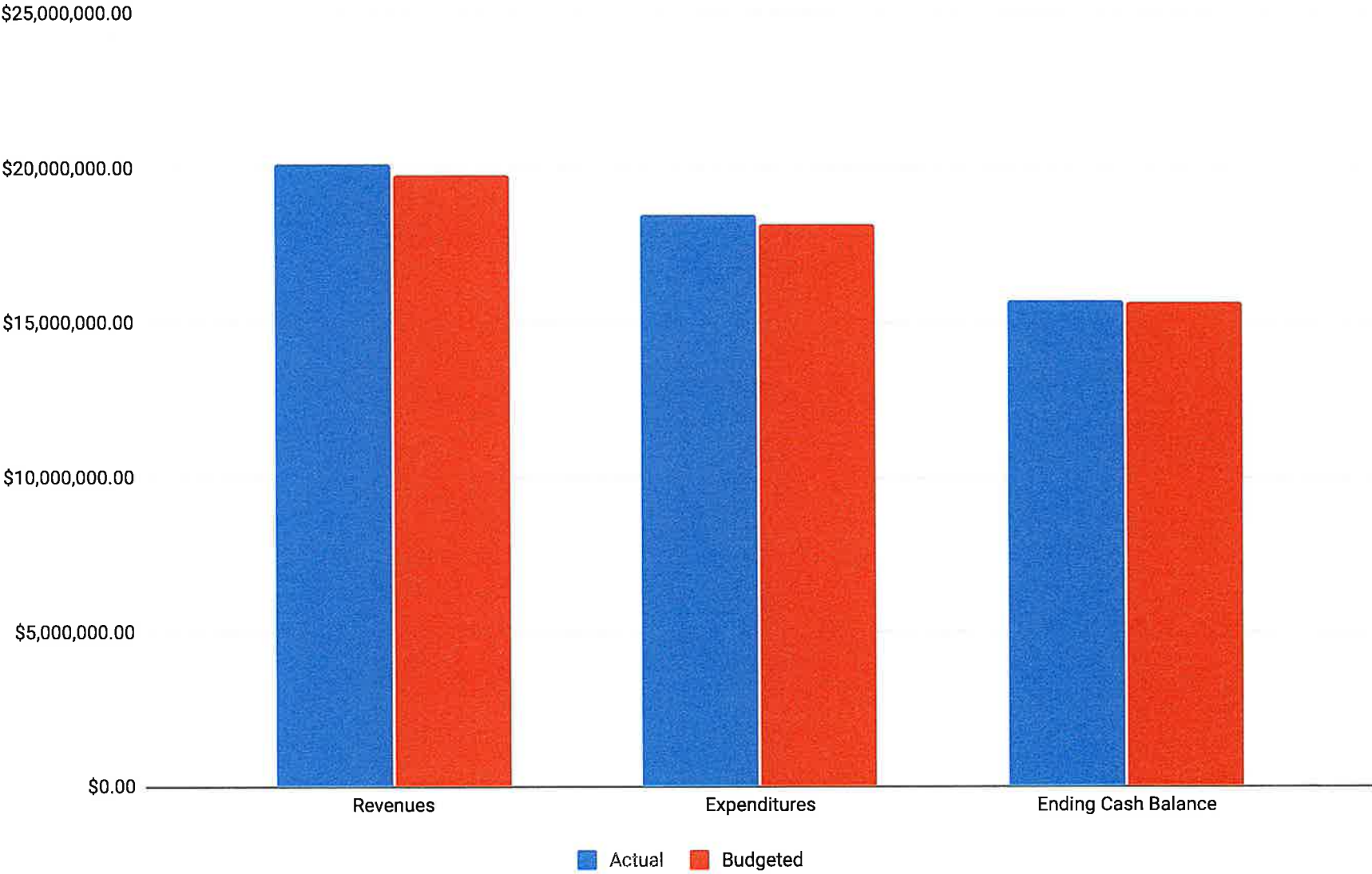
Forecast Based Upon November 2023 Five Year Forecast.

NORTH UNION LOCAL SCHOOL DISTRICT
2022-2023 CASH PROJECTION
GENERAL FUND ACTUALS
May 2024

MONTH	JULY	AUGUST	SEPTEMBER	OCTOBER	NOVEMBER	DECEMBER	JANUARY	FEBRUARY	MARCH	APRIL	MAY	JUNE
BEGINNING CASH BALANCE	\$14,016,278	\$14,176,586	\$13,704,904	\$15,202,163	\$15,503,265	\$14,701,329	\$14,225,686	\$14,029,596	\$13,582,648	\$13,089,446	\$16,326,896	\$15,674,044
RECEIPTS:												
LOCAL SOURCES:												
Real Estate	\$0	\$129,493	\$2,387,557	\$0	\$0	\$0	\$0	\$0	\$215,350	\$3,354,197	\$9,659	\$0
Personal Tangible	\$0	\$2,833	\$283,088	\$0	\$0	\$0	\$0	\$0	\$2,909	\$273,776	\$0	\$0
Investment Earnings	\$44,925	\$59,447	\$55,251	\$72,667	\$63,949	\$50,186	\$51,986	\$42,451	\$44,922	\$76,016	\$71,565	\$0
Income Tax	\$890,366	\$0	\$0	\$620,358	\$0	\$0	\$528,196	\$0	\$0	\$701,275	\$0	\$0
Other	\$119,328	\$10,479	\$78,659	\$7,298	\$8,018	\$10,343	\$22,122	\$322,809	\$45,333	\$4,965	\$5,764	\$0
STATE SOURCES:												
Foundation Program	\$713,556	\$775,068	\$712,307	\$817,481	\$692,151	\$700,247	\$730,475	\$684,559	\$686,213	\$670,748	\$686,224	\$0
Rollback/Homestead	\$0	\$0	\$0	\$420,952	\$0	\$0	\$0	\$0	\$0	\$27,811	\$408,561	\$0
Other	\$49,555	\$49,819	\$49,281	\$69,046	\$54,433	\$64,685	\$54,968	\$55,227	\$54,926	\$132,664	\$54,589	\$0
TRANSFERS:												
Transfers/Adv In	\$0	\$0	\$0	\$0	\$0	\$0	\$0	\$0	\$0	\$0	\$100	\$0
Prior Year Refund	\$4,289	\$63,431	\$0	\$0	\$0	\$0	\$0	\$0	\$11	\$0	\$0	\$0
TOTAL RECEIPTS:	\$1,822,019	\$1,090,570	\$3,566,142	\$2,007,803	\$818,552	\$825,462	\$1,387,747	\$1,105,047	\$1,049,664	\$5,241,452	\$1,236,463	\$0
TOTAL REC + CASH BALANCE	\$15,838,298	\$15,267,156	\$17,271,046	\$17,209,965	\$16,321,816	\$15,526,791	\$15,613,432	\$15,134,643	\$14,632,312	\$18,330,898	\$17,563,359	\$15,674,044
EXPENDITURES:												
Salary/Wages	\$826,774	\$841,205	\$880,867	\$865,598	\$849,894	\$849,643	\$876,828	\$881,506	\$865,043	\$810,494	\$886,491	\$0
Fringe Benefits	\$446,448	\$436,204	\$426,139	\$445,143	\$464,071	\$154,173	\$427,098	\$436,084	\$414,760	\$425,584	\$413,871	\$0
Purchased Services	\$152,640	\$239,957	\$197,703	\$236,463	\$180,394	\$121,914	\$238,981	\$179,817	\$188,378	\$365,413	\$294,736	\$0
Supplies/Materials	\$39,863	\$20,883	\$69,249	\$89,147	\$95,722	\$37,627	\$29,481	\$48,367	\$55,368	\$197,784	\$274,748	\$0
Capital Outlay/Equipment	\$165,698	\$687	\$445,630	\$58,346	\$30,052	\$131,011	\$2,563	\$4,741	\$13,547	\$113,814	\$11,530	\$0
Transfers/Adv. Out	\$0	\$1,000	\$200	\$0	\$0	\$0	\$0	\$0	\$0	\$0	\$0	\$0
Other	\$30,290	\$22,315	\$49,095	\$12,005	\$354	\$6,737	\$8,886	\$1,480	\$5,769	\$90,914	\$7,938	\$0
TOTAL EXPENDITURES:	\$1,661,712	\$1,562,252	\$2,068,883	\$1,706,701	\$1,620,487	\$1,301,105	\$1,583,836	\$1,551,995	\$1,542,866	\$2,004,002	\$1,889,315	\$0
ENDING CASH BALANCE:	\$14,176,586	\$13,704,904	\$15,202,163	\$15,503,265	\$14,701,329	\$14,225,686	\$14,029,596	\$13,582,648	\$13,089,446	\$16,326,896	\$15,674,044	\$15,674,044
TOTAL RECEIPTS VS.	\$1,822,019	\$1,090,570	\$3,566,142	\$2,007,803	\$818,552	\$825,462	\$1,387,747	\$1,105,047	\$1,049,664	\$5,241,452	\$1,236,463	\$0
TOTAL EXPENDITURES	\$1,661,712	\$1,562,252	\$2,068,883	\$1,706,701	\$1,620,487	\$1,301,105	\$1,583,836	\$1,551,995	\$1,542,866	\$2,004,002	\$1,889,315	\$0
	\$160,307	-\$471,682	\$1,497,259	\$301,102	-\$801,936	-\$475,643	-\$196,089	-\$446,948	-\$493,202	\$3,237,450	-\$652,852	\$0

North Union Budget vs. Actual

July 2023 - May 2024



North Union Revenue Breakdown

July 2023 - May 2024

Other Local, Refunds
3.5%

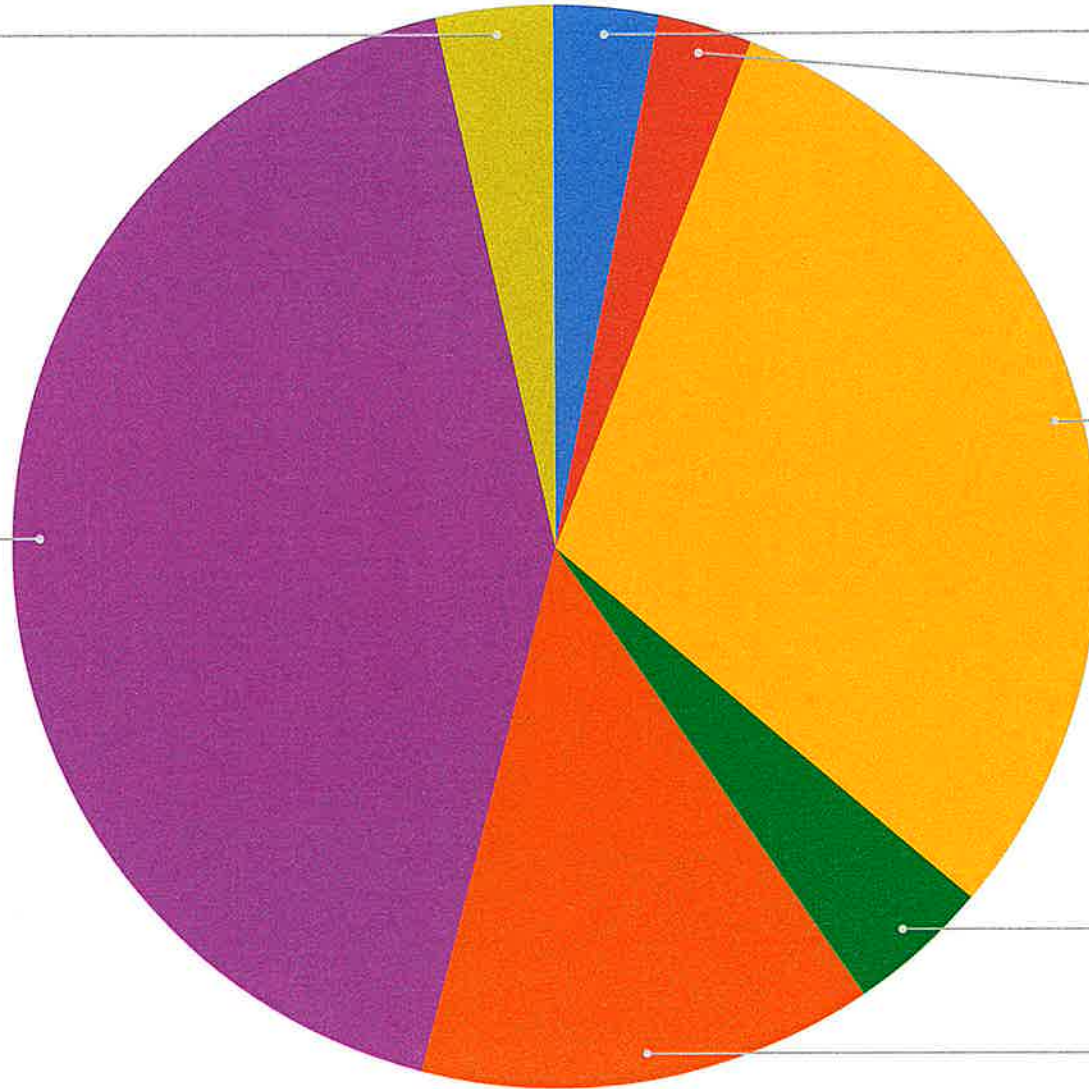
Interest
3.1%
Tangible
2.8%

Real Estate
30.3%

State Support
42.5%

Rollback & Homestead
4.3%

Income Tax
13.6%



North Union Revenue - Actual vs Budget

July 2023 - May 2024

Actual Budget

\$10,000,000.00

\$7,500,000.00

\$5,000,000.00

\$2,500,000.00

\$0.00

Interest

Tangible

Real Estate

Rollback &
Homestead

Income Tax

Federal

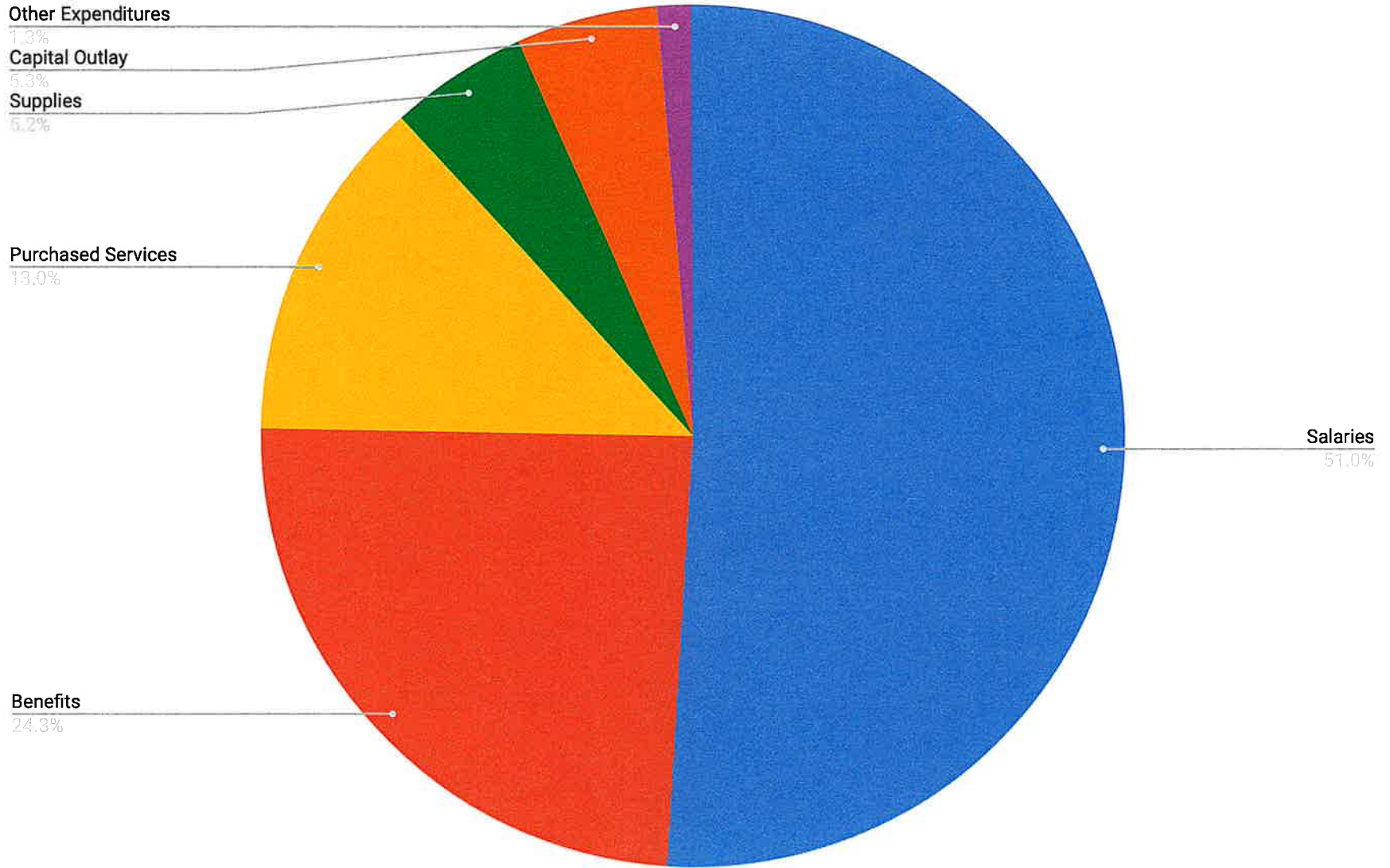
State Support

Other Local,
Refunds



North Union Expenditure Breakdown

July 2023 - May 2024



North Union Expenditures - Budget vs. Actual

July 2023 - May 2024

Actual Budget

\$12,500,000.00

\$10,000,000.00

\$7,500,000.00

\$5,000,000.00

\$2,500,000.00

\$0.00

Salaries

Benefits

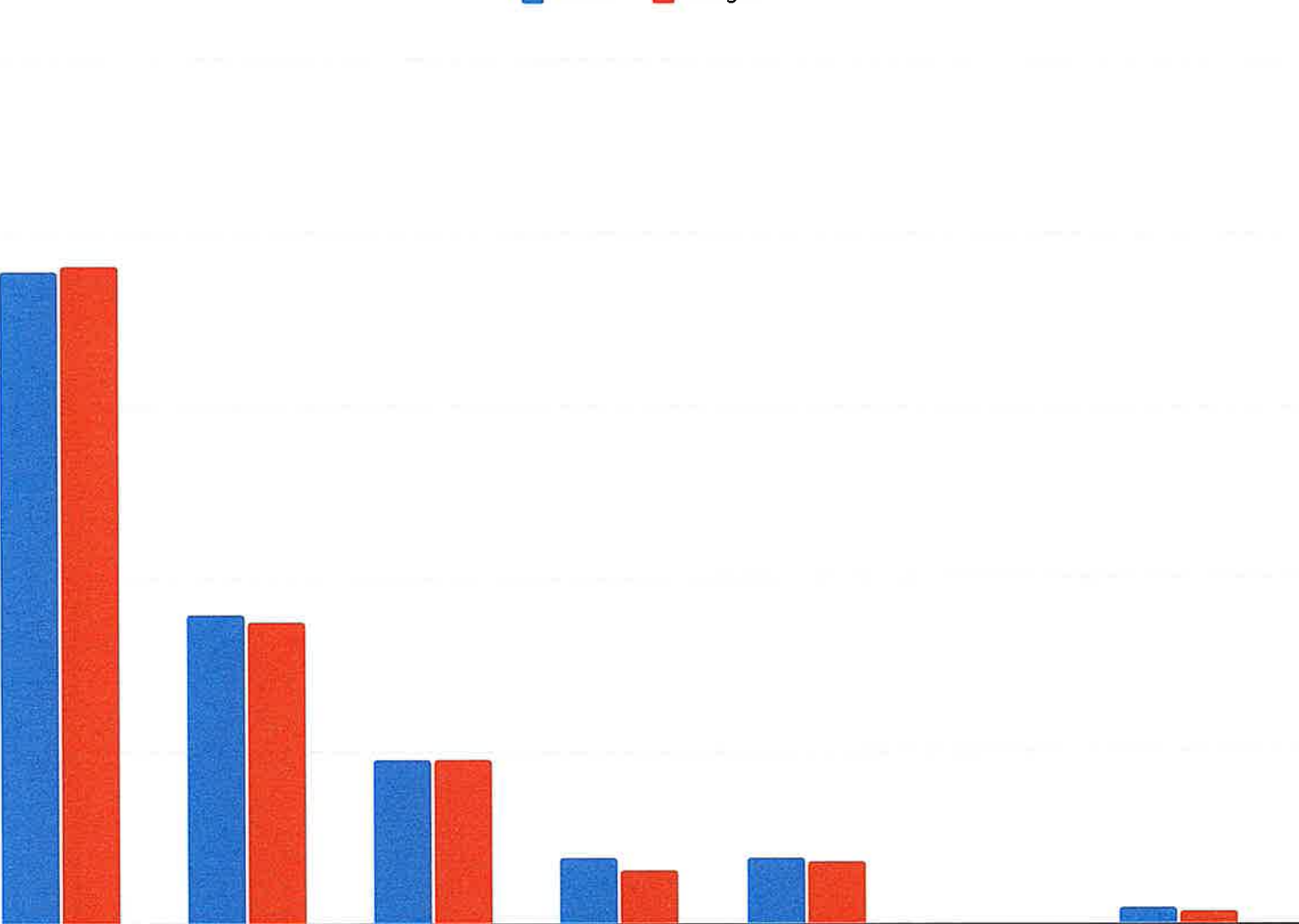
Purchased Services

Supplies

Capital Outlay

Transfers

Other Expenditures



VARIANCE

REPORT



**North Union LSD
Variance Comparison
Budget Vs. Actual**

FYTD vs FYTD

	<u>Budget</u>	<u>Actual</u>	<u>Variance</u>	<u>Explanation</u>
BEGINNING CASH BALANCE	\$14,016,278	\$14,016,278	\$0	
RECEIPTS:				
LOCAL SOURCES:				
Real Estate	\$6,011,365	\$6,096,254	\$84,889	Higher R/E Values = Higher Settlements
Personal Tangible	\$557,486	\$562,606	\$5,120	Higher UPP Values
Investment Earnings	\$623,758	\$633,367	\$9,609	Timing of CD payments, Lower Investment Amounts
Income Tax	\$2,833,971	\$2,740,195	-\$93,776	Lower Income Tax Settlement
Other	\$317,906	\$635,120	\$317,214	Excess Costs Payment, Medicaid True Up Payment, Tuition
STATE SOURCES:				
Foundation Program	\$7,989,497	\$7,869,029	-\$120,468	Currently Lower Than Expected
Rollback/Homestead	\$808,948	\$857,323	\$48,376	Higher R/E Values = Higher Settlements
Other	\$585,859	\$689,194	\$103,334	Currently Higher - Restricted Instructional Materials Payment
TRANSFERS:				
Transfers/Adv In	\$0	\$0	\$0	
Prior Year Refund	\$70,000	\$67,831	-\$2,169	Lower Than Expected
TOTAL RECEIPTS:	\$19,798,790	\$20,150,919	\$352,128	Higher Property Values, Higher Other Payments, Higher Other State Payments
TOTAL REC + CASH BALANCE	\$33,815,069	\$34,167,197	\$352,128	Higher Property Values, Higher Other Payments, Higher Other State Payments
EXPENDITURES:				
Salary/Wages	\$9,524,817	\$9,434,342	\$90,475	Lower Due to Grant Adjustments - Grants Expire In Sept 2024
Fringe Benefits	\$4,367,592	\$4,489,576	-\$121,984	Higher - Foundation STRS/SERS, More On Insurance
Purchased Services	\$2,389,170	\$2,396,396	-\$7,226	Higher Than Expected
Supplies/Materials	\$776,712	\$958,238	-\$181,526	Higher - Textbook Adoption, Inflation of Supplies, etc.
Capital Outlay/Equipment	\$907,192	\$977,620	-\$70,427	Bus Purchase, Other Capital Improvements
Transfers/Adv. Out	\$1,200	\$1,200	\$0	
Other	\$194,273	\$235,782	-\$41,510	Higher Collection Fees, Other
TOTAL EXPENDITURES:	\$18,160,956	\$18,493,153	-\$332,197	Higher Benefits, Bus Purchase, Collection Fees, Textbooks, Etc.
ENDING CASH BALANCE:	\$15,654,113	\$15,674,044	\$19,931	Slightly Higher Revenue

North Union LSD
Budget Variance Comparison
Budget Vs. Actual

Month vs Month				
	Budget	May 2024	Variance	Explanation
BEGINNING CASH BALANCE	\$16,411,643	\$16,326,896	-\$84,747	Lower Beginning Balance, Timing of Union H/R payment
RECEIPTS:				
LOCAL SOURCES:				
Real Estate	\$0	\$9,659	\$9,659	Timing of Union County Trailer Tax Settlement
Personal Tangible	\$0	\$0	\$0	
Investment Earnings	\$55,924	\$71,565	\$15,641	Timing of CD Interest Payment, Higher Rates
Income Tax	\$0	\$0	\$0	
Other	\$11,573	\$5,764	-\$5,809	Lower Medicaid Payments, Other
STATE SOURCES:				
Foundation Program	\$710,155	\$686,224	-\$23,931	Lower Than Expected
Rollback/Homestead	\$0	\$408,561	\$408,561	Timing of Union County H/R Payment
Other	\$52,594	\$54,589	\$1,995	Higher Than Expected
TRANSFERS:				
Transfers/Adv In	\$0	\$0	\$0	
Prior Year Refund	\$0	\$100	\$100	Small Refund This Year
TOTAL RECEIPTS:	\$830,246	\$1,236,463	\$406,217	Timing of Union County H/R Payment
TOTAL REC + CASH BALANCE	\$17,241,889	\$17,563,359	\$321,470	Higher Revenue Overall Through the Year
EXPENDITURES:				
Salary/Wages	\$844,339	\$886,491	-\$42,152	Higher - Timing of Supplemental Payments
Fringe Benefits	\$404,776	\$413,871	-\$9,095	Higher - Payroll Taxes, Foundation STRS/SERS, More On Insurance
Purchased Services	\$223,201	\$294,736	-\$71,535	Higher Than Expected, Timing
Supplies/Materials	\$79,653	\$274,748	-\$195,095	Higher - Timing of Invoices, Textbook Adoption
Capital Outlay/Equipment	\$33,833	\$11,530	\$22,303	Lower Than Expected
Transfers/Adv. Out	\$0	\$0	\$0	
Other	\$1,974	\$7,938	-\$5,964	H/R Payment Charges, Various Awards, Membership
TOTAL EXPENDITURES:	\$1,587,776	\$1,889,315	-\$301,539	Higher In Almost All Categories
ENDING CASH BALANCE:	\$15,654,113	\$15,674,044	\$19,931	Slight Higher Due To Higher Revenue

**North Union LSD
Variance Comparison
FY 2023 vs. FY 2024**

FYTD vs FYTD

	<u>23</u>	<u>24</u>	<u>Variance</u>	<u>Explanation</u>
BEGINNING CASH BALANCE	\$12,900,580	\$14,016,278	\$1,115,698	Higher Beginning Balance
RECEIPTS:				
LOCAL SOURCES:				
Real Estate	\$5,536,392	\$6,096,254	\$559,862	Higher Real Estate Settlements
Personal Tangible	\$512,200	\$562,606	\$50,406	Higher Utility Personal Property Settlements
Investment Earnings	\$421,064	\$633,367	\$212,303	Higher Interest Rates
Income Tax	\$2,804,054	\$2,740,195	-\$63,859	Lower Income Tax Settlement, Timing of Certain Tax Payers
Other	\$393,085	\$635,120	\$242,035	Medicaid Settlement Timing, E-Rate, Tuition
STATE SOURCES:				
Foundation Program	\$7,953,742	\$7,869,029	-\$84,713	Lower Foundation at This Time, Coding
Rollback/Homestead	\$774,088	\$857,323	\$83,235	Higher H/R Settlements, Higher R/E Values, Timing
Other	\$547,904	\$689,194	\$141,290	Currently Higher. Instructional Materials Payment
TRANSFERS:				
Transfers/Adv In	\$0	\$0	\$0	
Prior Year Refund	\$46,148	\$67,831	\$21,683	Higher SERS Refund
TOTAL RECEIPTS:	\$18,988,677	\$20,150,919	\$1,162,242	Higher In Most Categories
TOTAL REC + CASH BALANCE	\$31,889,257	\$34,167,197	\$2,277,940	Higher Beginning Balance, Higher Revenue
EXPENDITURES:				
Salary/Wages	\$9,138,281	\$9,434,342	-\$296,061	Higher - Higher Salaries, Negotiated Agreement, Timing of New Staff First Pay, Severance
Fringe Benefits	\$4,292,782	\$4,489,576	-\$196,794	Higher Costs, Higher Insurance Charges, More Utilizing Insurance Coverage
Purchased Services	\$2,227,823	\$2,396,396	-\$168,573	Higher Service Costs, ESC Contracts/Services, BloomBoard
Supplies/Materials	\$680,475	\$958,238	-\$277,763	Higher Costs, Fewer Grants
Capital Outlay/Equipment	\$295,340	\$977,620	-\$682,280	Playground Project, Sports Fields, Bus Purchase
Transfers/Adv. Out	\$1,000	\$1,200	-\$200	Higher Transfer To Freshman/Sophomore Classes
Other	\$178,982	\$235,782	-\$56,800	Higher County Auditor Charges, Higher Income Tax Fees, OSBA Payment Timing
TOTAL EXPENDITURES:	\$16,814,683	\$18,493,153	-\$1,678,470	Higher Costs In Every Category
ENDING CASH BALANCE:	\$15,074,574	\$15,674,044	\$599,470	Higher Revenue, Higher Beginning Balance

**North Union LSD
Variance Comparison
FY 2023 vs. FY 2024**

Month vs Month

	May 2023	May 2024	Variance	Explanation
BEGINNING CASH BALANCE	\$15,430,065	\$16,326,896	\$896,831	Higher Beginning Balance
RECEIPTS:				
LOCAL SOURCES:				
Real Estate	\$8,708	\$9,659	\$951	Higher Union Co. Settlement
Personal Tangible	\$0	\$0	\$0	
Investment Earnings	\$52,814	\$71,565	\$18,751	Higher - Timing of CD Payment, Higher Rates
Income Tax	\$0	\$0	\$0	
Other	\$6,093	\$5,764	-\$329	Lower Medicaid Payments
STATE SOURCES:				
Foundation Program	\$709,963	\$686,224	-\$23,739	Lower - Foundation Formula Timing
Rollback/Homestead	\$420,499	\$408,561	-\$11,938	Delaware County H/R Payment Timing
Other	\$49,889	\$54,589	\$4,700	Higher - Funding Formula
TRANSFERS:				
Transfers/Adv In	\$0	\$0	\$0	
Prior Year Refund	\$0	\$100	\$100	Small Refund This Year
TOTAL RECEIPTS:	\$1,247,966	\$1,236,463	-\$11,503	Lower Foundation, Timing of H/R Payment
TOTAL REC + CASH BALANCE	\$16,678,031	\$17,563,359	\$885,328	Higher Beginning Balance
EXPENDITURES:				
Salary/Wages	\$868,651	\$886,491	-\$17,840	Higher Salaries
Fringe Benefits	\$423,400	\$413,871	\$9,529	Lower Due to Grant Adjustment This Year
Purchased Services	\$272,577	\$294,736	-\$22,159	Higher This Month, Timing
Supplies/Materials	\$28,580	\$274,748	-\$246,168	Higher This Month, Timing
Capital Outlay/Equipment	\$7,850	\$11,530	-\$3,680	Higher This Month, Timing
Transfers/Adv. Out	\$0	\$0	\$0	
Other	\$2,400	\$7,938	-\$5,538	Higher This Month, Timing
TOTAL EXPENDITURES:	\$1,603,458	\$1,889,315	-\$285,857	Higher Expenses Almost in Every Category
ENDING CASH BALANCE:	\$15,074,573	\$15,674,044	\$599,471	Higher Beginning Balance

FIVE YEAR FINANCIAL FORECAST



NORTH UNION LOCAL SCHOOLS FIVE-YEAR FORECAST

	FY22	FY23	FY24	FY25	FY26	FY27	FY28
OPERATIONAL REVENUE							
Real Estate Taxes	\$5,042,726	\$5,536,392	\$6,096,254	\$6,227,326	\$6,411,745	\$6,576,481	\$6,615,555
Utility Property	\$490,777	\$512,200	\$562,606	\$564,583	\$584,560	\$607,101	\$631,200
Income Taxes	\$2,414,405	\$2,804,054	\$2,740,195	\$2,767,597	\$2,795,273	\$2,823,226	\$2,851,458
Other Local Revenue	\$502,239	\$410,479	\$529,480	\$571,106	\$519,337	\$533,497	\$492,977
State Foundation Program	\$8,642,039	\$8,663,808	\$8,620,572	\$8,627,627	\$8,628,085	\$8,628,545	\$8,629,008
Rollback & Homestead Program	\$703,513	\$774,088	\$857,323	\$802,548	\$823,199	\$848,322	\$853,539
Other State Revenue	\$605,373	\$596,790	\$665,349	\$663,587	\$663,588	\$663,588	\$663,588
Investment Earnings	\$89,156	\$470,275	\$679,681	\$570,087	\$560,685	\$491,471	\$482,442
Other Non-Operating Revenue	\$60,240	\$46,589	\$67,831	\$77,731	\$77,731	\$77,731	\$77,731
TOTAL OPERATIONAL REVENUE	\$18,550,468	\$19,814,676	\$20,819,291	\$20,872,192	\$21,064,203	\$21,249,962	\$21,297,498
OPERATIONAL EXPENSES							
Salaries and Wages	\$9,950,143	\$10,113,260	\$10,509,159	\$11,215,980	\$11,699,728	\$12,208,354	\$12,739,254
Fringe Benefits	\$4,322,518	\$4,718,036	\$4,921,369	\$5,714,507	\$6,180,020	\$6,684,016	\$7,233,591
Purchased Services	\$2,504,373	\$2,487,974	\$2,612,374	\$2,742,992	\$2,880,142	\$3,024,149	\$3,175,357
Supplies/Materials	\$693,420	\$744,159	\$1,056,367	\$845,435	\$861,457	\$904,530	\$949,756
Capital Outlay/Equipment	\$335,085	\$457,618	\$1,001,024	\$746,974	\$603,222	\$609,781	\$616,669
Other Expenses	\$214,473	\$176,930	\$271,250	\$271,250	\$271,250	\$271,250	\$271,250
Transfers/Advances	\$101,000	\$1,000	\$20,000	\$20,000	\$20,000	\$20,000	\$20,000
TOTAL OPERATIONAL EXPENSES	\$18,121,011	\$18,698,977	\$20,391,543	\$21,557,138	\$22,515,819	\$23,722,080	\$25,005,877
OPERATIONAL PROFIT/LOSS	\$429,457	\$1,115,699	\$427,748	-\$684,946	-\$1,451,616	-\$2,472,118	-\$3,708,379
Add Beginning Cash	\$12,471,122	\$12,900,579	\$14,016,278	\$14,444,026	\$13,759,080	\$12,307,464	\$9,835,346
ENDING CASH BALANCE	\$12,900,579	\$14,016,278	\$14,444,026	\$13,759,080	\$12,307,464	\$9,835,346	\$6,126,967
LESS ENCUMBRANCES	\$961,389	\$1,121,884	\$1,121,884	\$1,121,884	\$1,121,884	\$1,121,884	\$1,121,884
ENDING AVAILABLE CASH BALANCE	\$11,939,190	\$12,894,394	\$13,322,142	\$12,637,196	\$11,185,580	\$8,713,462	\$5,005,083
	FY22	FY23	FY24	FY25	FY26	FY27	FY28

CURRENT MONTH'S CHECK REGISTER



North Union Local Schools May 2024 AP Check Register

Check #	Primary Name	Date	Type	Amount	Check Type	Reconcile Date	Status	Void Date
92517	ACCO BRAND USA LLC	5/1/2024	ACCOUNTS_PAYABLE	\$ 284.10	Check	6/3/2024	RECONCILED	
92518	AGIREPAIR	5/1/2024	ACCOUNTS_PAYABLE	49.90	Check	6/3/2024	RECONCILED	
92519	ALL OCCASIONS	5/1/2024	ACCOUNTS_PAYABLE	2,712.80	Check	6/3/2024	RECONCILED	
92520	ASHLEY M ANDERSON	5/1/2024	ACCOUNTS_PAYABLE	91.12	Check	6/3/2024	RECONCILED	
92521	BRANDI MILLER	5/1/2024	ACCOUNTS_PAYABLE	24.00	Check	6/3/2024	RECONCILED	
92522	CARDINAL BUS SALES & SERVICE	5/1/2024	ACCOUNTS_PAYABLE	1,821.10	Check	6/3/2024	RECONCILED	
92523	CLASSIC SOLUTIONS	5/1/2024	ACCOUNTS_PAYABLE	12,594.75	Check		VOID	5/6/2024
92524	COLUMBUS RUNNING COMPANY, LLC	5/1/2024	ACCOUNTS_PAYABLE	1,350.00	Check	6/3/2024	RECONCILED	
92525	CRESTLINE HIGH SCHOOL	5/1/2024	ACCOUNTS_PAYABLE	150.00	Check	6/3/2024	RECONCILED	
92526	D & S DIVERSIFIED TECHNOLOGIES	5/1/2024	ACCOUNTS_PAYABLE	2,210.00	Check	6/3/2024	RECONCILED	
92527	DISCOUNT PORTABLE TOILETS	5/1/2024	ACCOUNTS_PAYABLE	411.84	Check	6/3/2024	RECONCILED	
92528	GARMANN/MILLER & ASSOCIATES	5/1/2024	ACCOUNTS_PAYABLE	1,500.00	Check	6/3/2024	RECONCILED	
92529	HEALTHCARE BILLING SERVICES, I	5/1/2024	ACCOUNTS_PAYABLE	146.26	Check	6/3/2024	RECONCILED	
92530	KELLY EDGAR	5/1/2024	ACCOUNTS_PAYABLE	46.92	Check	6/3/2024	RECONCILED	
92531	KIM MATHYS	5/1/2024	ACCOUNTS_PAYABLE	502.00	Check		VOID	5/3/2024
92532	KIMMEL CLEANERS	5/1/2024	ACCOUNTS_PAYABLE	150.00	Check	6/3/2024	RECONCILED	
92533	KROGER COMPANY	5/1/2024	ACCOUNTS_PAYABLE	22.25	Check	6/3/2024	RECONCILED	
92534	NICK HAJJAR	5/1/2024	ACCOUNTS_PAYABLE	148.07	Check	6/3/2024	RECONCILED	
92535	OHIO ASSOC. FOR THE EDUCATION	5/1/2024	ACCOUNTS_PAYABLE	1,005.00	Check	6/3/2024	RECONCILED	
92536	PAT'S PRINT SHOP	5/1/2024	ACCOUNTS_PAYABLE	771.00	Check	6/3/2024	RECONCILED	
92537	PEACOCK WATER COND.	5/1/2024	ACCOUNTS_PAYABLE	472.75	Check	6/3/2024	RECONCILED	
92538	PEPPLE & WAGGONER, LTD.	5/1/2024	ACCOUNTS_PAYABLE	2,664.00	Check	6/3/2024	RECONCILED	
92539	PLOTNER HARDWARE	5/1/2024	ACCOUNTS_PAYABLE	135.05	Check	6/3/2024	RECONCILED	
92540	RAMSEY SOLUTIONS	5/1/2024	ACCOUNTS_PAYABLE	7,196.40	Check	6/3/2024	RECONCILED	
92541	RUMPKE	5/1/2024	ACCOUNTS_PAYABLE	5,793.62	Check	6/3/2024	RECONCILED	
92542	RUSH TRUCK CENTERS	5/1/2024	ACCOUNTS_PAYABLE	2,880.00	Check	6/3/2024	RECONCILED	
92543	SCHOOL SPECIALTY LLC	5/1/2024	ACCOUNTS_PAYABLE	1,053.75	Check	6/3/2024	RECONCILED	
92544	TERMINIX COMMERCIAL	5/1/2024	ACCOUNTS_PAYABLE	275.00	Check	6/3/2024	RECONCILED	
92545	VAZA	5/1/2024	ACCOUNTS_PAYABLE	1,975.00	Check	6/3/2024	RECONCILED	

North Union Local Schools May 2024 AP Check Register

Check #	Primary Name	Date	Type	Amount	Check Type	Reconcile Date	Status	Void Date
	CONSULTING, LLC		YABLE					
92546	WEBSTER BANK	5/1/2024	ACCOUNTS_PA YABLE	\$ 27,611.55	Check	6/3/2024	RECONCILED	
92547	WILDCAT PIZZA	5/1/2024	ACCOUNTS_PA YABLE	293.50	Check	6/3/2024	RECONCILED	
92548	A+ LANDSCAPING INC.	5/6/2024	ACCOUNTS_PA YABLE	9,326.75	Check	6/3/2024	RECONCILED	
92549	AQUA SYSTEMS	5/6/2024	ACCOUNTS_PA YABLE	49.90	Check	6/3/2024	RECONCILED	
92550	ASHLEE'S CUPCAKE CREATIONS	5/6/2024	ACCOUNTS_PA YABLE	160.00	Check	6/3/2024	RECONCILED	
92551	BAUMSPAGE.COM LLC	5/6/2024	ACCOUNTS_PA YABLE	30.60	Check	6/3/2024	RECONCILED	
92552	BERWICK PIZZA	5/6/2024	ACCOUNTS_PA YABLE	186.09	Check	6/3/2024	RECONCILED	
92553	BRIANA A OUTCALT	5/6/2024	ACCOUNTS_PA YABLE	160.00	Check	6/3/2024	RECONCILED	
92554	CENGAGE LEARNING	5/6/2024	ACCOUNTS_PA YABLE	976.25	Check	6/3/2024	RECONCILED	
92555	CLASSIC SOLUTIONS	5/6/2024	ACCOUNTS_PA YABLE	12,594.75	Check	6/3/2024	RECONCILED	
92556	COLTON CONLEY	5/6/2024	ACCOUNTS_PA YABLE	800.00	Check	6/3/2024	RECONCILED	
92557	COLUMBUS CLIPPERS	5/6/2024	ACCOUNTS_PA YABLE	68.00	Check	6/3/2024	RECONCILED	
92558	EMS LINQ INC	5/6/2024	ACCOUNTS_PA YABLE	7,290.70	Check		OUTSTANDING	
92559	ESC OF CENTRAL OHIO	5/6/2024	ACCOUNTS_PA YABLE	3,979.64	Check	6/3/2024	RECONCILED	
92560	FILE 13 AT UCO INDUSTRIES	5/6/2024	ACCOUNTS_PA YABLE	40.00	Check	6/3/2024	RECONCILED	
92561	GORDON FOODS	5/6/2024	ACCOUNTS_PA YABLE	29,112.61	Check	6/3/2024	RECONCILED	
92562	HERSHEY'S CREAMERY	5/6/2024	ACCOUNTS_PA YABLE	1,630.08	Check	6/3/2024	RECONCILED	
92563	JAMIE BLAIR	5/6/2024	ACCOUNTS_PA YABLE	114.92	Check	6/3/2024	RECONCILED	
92564	JASON FISHBAUGH	5/6/2024	ACCOUNTS_PA YABLE	1,160.00	Check	6/3/2024	RECONCILED	
92565	JCR STUDIO	5/6/2024	ACCOUNTS_PA YABLE	1,893.00	Check	6/3/2024	RECONCILED	
92566	JOHN DEERE FINANCIAL	5/6/2024	ACCOUNTS_PA YABLE	6,137.40	Check	6/3/2024	RECONCILED	
92567	KIENA REESE	5/6/2024	ACCOUNTS_PA YABLE	80.00	Check	6/3/2024	RECONCILED	
92568	KIM MATHYS	5/6/2024	ACCOUNTS_PA YABLE	502.00	Check	6/3/2024	RECONCILED	
92569	KIRBY AUTO PARTS	5/6/2024	ACCOUNTS_PA YABLE	450.00	Check	6/3/2024	RECONCILED	
92570	LAB-AIDS, INC.	5/6/2024	ACCOUNTS_PA YABLE	1,050.95	Check	6/3/2024	RECONCILED	
92571	NICKLES BAKERY, INC	5/6/2024	ACCOUNTS_PA YABLE	1,089.22	Check	6/3/2024	RECONCILED	
92572	NORTH CENTRAL OHIO ESC	5/6/2024	ACCOUNTS_PA YABLE	420.00	Check	6/3/2024	RECONCILED	
92573	OAEP	5/6/2024	ACCOUNTS_PA YABLE	50.00	Check		OUTSTANDING	
92574	PRODIGY STUDENT TRAVEL, INC	5/6/2024	ACCOUNTS_PA YABLE	930.00	Check	6/3/2024	RECONCILED	
92575	RICHWOOD AUTO AND	5/6/2024	ACCOUNTS_PA YABLE	562.85	Check	6/3/2024	RECONCILED	

North Union Local Schools May 2024 AP Check Register

Check #	Primary Name	Date	Type	Amount	Check Type	Reconcile Date	Status	Void Date
92576	TRUCK, LLC RIDDELL/ALL AMERICAN SPORTS	5/6/2024	ACCOUNTS_PAYABLE	\$ 839.00	Check	6/3/2024	RECONCILED	
92577	SCHOLASTIC INC.	5/6/2024	ACCOUNTS_PAYABLE	2,459.72	Check	6/3/2024	RECONCILED	
92578	SHEILA'S FLOWERS	5/6/2024	ACCOUNTS_PAYABLE	86.00	Check	6/3/2024	RECONCILED	
92579	SMITH FOODS INC.	5/6/2024	ACCOUNTS_PAYABLE	5,322.40	Check	6/3/2024	RECONCILED	
92580	STAPLES BUSINESS DELIVERY	5/6/2024	ACCOUNTS_PAYABLE	388.25	Check	6/3/2024	RECONCILED	
92581	TRANSPORTATION ACCESSORIES	5/6/2024	ACCOUNTS_PAYABLE	748.00	Check	6/3/2024	RECONCILED	
92582	VILLAGE OF RICHWOOD	5/6/2024	ACCOUNTS_PAYABLE	2,186.59	Check	6/3/2024	RECONCILED	
92583	WOODROW GEER	5/6/2024	ACCOUNTS_PAYABLE	160.00	Check	6/3/2024	RECONCILED	
92584	XTEK PARTNERS, INC.	5/6/2024	ACCOUNTS_PAYABLE	5,002.50	Check	6/3/2024	RECONCILED	
92585	AGIREPAIR	5/14/2024	ACCOUNTS_PAYABLE	24.95	Check	6/3/2024	RECONCILED	
92586	ALLIED RESTAURANT SERV OF OHIO	5/14/2024	ACCOUNTS_PAYABLE	280.00	Check	6/3/2024	RECONCILED	
92587	ASHLEY M. ANDERSON	5/14/2024	ACCOUNTS_PAYABLE	60.40	Check	6/3/2024	RECONCILED	
92588	BULLSEYE SPECIALTY PRINTING	5/14/2024	ACCOUNTS_PAYABLE	1,475.00	Check	6/3/2024	RECONCILED	
92589	CENTRAL OHIO YOUTH CENTER	5/14/2024	ACCOUNTS_PAYABLE	100.00	Check	6/3/2024	RECONCILED	
92590	CERTIPORT	5/14/2024	ACCOUNTS_PAYABLE	1,199.00	Check	6/3/2024	RECONCILED	
92591	CHATEAU FARMS	5/14/2024	ACCOUNTS_PAYABLE	537.00	Check		OUTSTANDING	
92592	COLUMBUS AREA SPEECH THERAPY	5/14/2024	ACCOUNTS_PAYABLE	4,025.00	Check	6/3/2024	RECONCILED	
92593	COSI ACCOUNTS RECEIVABLE	5/14/2024	ACCOUNTS_PAYABLE	850.50	Check		OUTSTANDING	
92594	FINISHTIMING .COM	5/14/2024	ACCOUNTS_PAYABLE	1,460.30	Check	6/3/2024	RECONCILED	
92595	FRONTIER	5/14/2024	ACCOUNTS_PAYABLE	1,564.45	Check	6/3/2024	RECONCILED	
92596	GUELAGUETZA , LLC	5/14/2024	ACCOUNTS_PAYABLE	830.00	Check	6/3/2024	RECONCILED	
92597	HERITAGE COOPERATIVE	5/14/2024	ACCOUNTS_PAYABLE	9,777.07	Check	6/3/2024	RECONCILED	
92598	ILENE MICHA	5/14/2024	ACCOUNTS_PAYABLE	1,108.00	Check	6/3/2024	RECONCILED	
92599	J.W. PEPPER & SON, INC.	5/14/2024	ACCOUNTS_PAYABLE	75.59	Check	6/3/2024	RECONCILED	
92600	JASON HARRAH	5/14/2024	ACCOUNTS_PAYABLE	17.02	Check	6/3/2024	RECONCILED	
92601	JENNIFER DAVIS	5/14/2024	ACCOUNTS_PAYABLE	130.49	Check	6/3/2024	RECONCILED	
92602	JENNIFER WILLIS	5/14/2024	ACCOUNTS_PAYABLE	951.52	Check	6/3/2024	RECONCILED	
92603	KELLY EDGAR	5/14/2024	ACCOUNTS_PAYABLE	238.48	Check	6/3/2024	RECONCILED	
92604	KRISTINE MATLACK	5/14/2024	ACCOUNTS_PAYABLE	2,770.17	Check	6/3/2024	RECONCILED	

North Union Local Schools May 2024 AP Check Register

Check #	Primary Name	Date	Type	Amount	Check Type	Reconcile Date	Status	Void Date
92605	KROGER COMPANY	5/14/2024	ACCOUNTS_PAYABLE	\$ 6,250.00	Check	6/3/2024	RECONCILED	
92606	LIL e's ICE CREAM TRUCK	5/14/2024	ACCOUNTS_PAYABLE	542.60	Check	6/3/2024	RECONCILED	
92607	LINDSEY WILLEY	5/14/2024	ACCOUNTS_PAYABLE	150.00	Check	6/3/2024	RECONCILED	
92608	LUMEN	5/14/2024	ACCOUNTS_PAYABLE	47.05	Check	6/3/2024	RECONCILED	
92609	MEMORIAL OCC. HEALTH PHYS.	5/14/2024	ACCOUNTS_PAYABLE	1,087.00	Check	6/3/2024	RECONCILED	
92610	OHIO EDISON	5/14/2024	ACCOUNTS_PAYABLE	26,049.35	Check	6/3/2024	RECONCILED	
92611	OHIO HISTORY CONNECTION	5/14/2024	ACCOUNTS_PAYABLE	1,235.00	Check		OUTSTANDING	
92612	OHSAA	5/14/2024	ACCOUNTS_PAYABLE	379.00	Check	6/3/2024	RECONCILED	
92613	PAIGE BAYER	5/14/2024	ACCOUNTS_PAYABLE	134.07	Check	6/3/2024	RECONCILED	
92614	PLOTNER HARDWARE	5/14/2024	ACCOUNTS_PAYABLE	284.14	Check	6/3/2024	RECONCILED	
92615	RICHWOOD SUBWAY	5/14/2024	ACCOUNTS_PAYABLE	27.56	Check	6/3/2024	RECONCILED	
92616	RICHWOOD TIMING COMPANY	5/14/2024	ACCOUNTS_PAYABLE	1,500.00	Check	6/3/2024	RECONCILED	
92617	RIGHTWAY FOOD SERVICE	5/14/2024	ACCOUNTS_PAYABLE	20,897.54	Check	6/3/2024	RECONCILED	
92618	ROBOTEVENTS	5/14/2024	ACCOUNTS_PAYABLE	1,504.35	Check	6/3/2024	RECONCILED	
92619	RUSH TRUCK CENTERS	5/14/2024	ACCOUNTS_PAYABLE	3,129.10	Check	6/3/2024	RECONCILED	
92620	SPECIALIZED EDUCATION OF OHIO, INC.	5/14/2024	ACCOUNTS_PAYABLE	8,547.60	Check	6/3/2024	RECONCILED	
92621	TAMMY BORDERS	5/14/2024	ACCOUNTS_PAYABLE	85.68	Check	6/3/2024	RECONCILED	
92622	TECUMSEH LOCAL SCHOOL DISTRICT	5/14/2024	ACCOUNTS_PAYABLE	232.50	Check	6/3/2024	RECONCILED	
92623	TERMINIX COMMERCIAL	5/14/2024	ACCOUNTS_PAYABLE	152.00	Check		OUTSTANDING	
92624	TREASURER STATE OF OHIO	5/14/2024	ACCOUNTS_PAYABLE	778.00	Check	6/3/2024	RECONCILED	
92625	VEX ROBOTICS, INC.	5/14/2024	ACCOUNTS_PAYABLE	914.09	Check	6/3/2024	RECONCILED	
92626	VICKY CLARK	5/14/2024	ACCOUNTS_PAYABLE	190.04	Check	6/3/2024	RECONCILED	
92627	WILDCAT PIZZA	5/14/2024	ACCOUNTS_PAYABLE	496.00	Check	6/3/2024	RECONCILED	
92628	WYEBOT, INC.	5/14/2024	ACCOUNTS_PAYABLE	2,730.00	Check	6/3/2024	RECONCILED	
92629	AMAZON.COM	5/15/2024	ACCOUNTS_PAYABLE	8,653.10	Check	6/3/2024	RECONCILED	
92630	CHEFS PARLOUR	5/15/2024	ACCOUNTS_PAYABLE	753.75	Check	6/3/2024	RECONCILED	
92631	COUNTRY CATERERS, INC.	5/15/2024	ACCOUNTS_PAYABLE	669.60	Check	6/3/2024	RECONCILED	
92632	CROWBAR & GRILL CATERING	5/15/2024	ACCOUNTS_PAYABLE	937.50	Check	6/3/2024	RECONCILED	
92633	FLINN SCIENTIFIC	5/15/2024	ACCOUNTS_PAYABLE	104.46	Check	6/3/2024	RECONCILED	
92634	JUSTIN	5/15/2024	ACCOUNTS_PAYABLE	437.39	Check	6/3/2024	RECONCILED	

North Union Local Schools May 2024 AP Check Register

Check #	Primary Name	Date	Type	Amount	Check Type	Reconcile Date	Status	Void Date
	UFFERMAN		YABLE					
92635	KJ'S TEES & SWEATS	5/15/2024	ACCOUNTS_PA YABLE	\$ 390.00	Check	6/3/2024	RECONCILED	
92636	NATIONAL FFA ORGANIZATIO N	5/15/2024	ACCOUNTS_PA YABLE	587.37	Check	6/3/2024	RECONCILED	
92637	ON TO COLLEGE	5/15/2024	ACCOUNTS_PA YABLE	4,140.00	Check	6/3/2024	RECONCILED	
92638	RED ROVER TECHNOLOGIE S LLC	5/15/2024	ACCOUNTS_PA YABLE	2,250.00	Check	6/3/2024	RECONCILED	
92639	SAVVAS LEARNING COMPANY LLC	5/15/2024	ACCOUNTS_PA YABLE	14,580.00	Check	6/3/2024	RECONCILED	
92640	SECURLY, INC.	5/15/2024	ACCOUNTS_PA YABLE	1,197.00	Check	6/3/2024	RECONCILED	
92641	STANTON'S SHEET MUSIC	5/15/2024	ACCOUNTS_PA YABLE	50.00	Check	6/3/2024	RECONCILED	
92642	STAPLES BUSINESS DELIVERY	5/15/2024	ACCOUNTS_PA YABLE	621.91	Check	6/3/2024	RECONCILED	
92643	WOLFF BROS. SUPPLY, INC.	5/15/2024	ACCOUNTS_PA YABLE	727.59	Check	6/3/2024	RECONCILED	
92644	DAWN DRAPER	5/16/2024	REFUND	132.55	Check	6/3/2024	RECONCILED	
92645	DEREK KEGLEY	5/16/2024	REFUND	70.00	Check	6/3/2024	RECONCILED	
92646	ABC E-RATE, LLC	5/24/2024	ACCOUNTS_PA YABLE	3,257.74	Check	6/3/2024	RECONCILED	
92647	ACCESS 2 INTERPRETER S, LLC	5/24/2024	ACCOUNTS_PA YABLE	257.53	Check		OUTSTANDING	
92648	ADAM GABRIEL	5/24/2024	ACCOUNTS_PA YABLE	10.00	Check	6/3/2024	RECONCILED	
92649	ADVANCED TURF SOLUTIONS, INC.	5/24/2024	ACCOUNTS_PA YABLE	2,520.27	Check	6/3/2024	RECONCILED	
92650	ALEXIS PHIPPS	5/24/2024	ACCOUNTS_PA YABLE	12.87	Check	6/3/2024	RECONCILED	
92651	APPLE, INC.	5/24/2024	ACCOUNTS_PA YABLE	2,093.00	Check	6/3/2024	RECONCILED	
92652	BAILEY WAGNER	5/24/2024	ACCOUNTS_PA YABLE	2,346.57	Check	6/3/2024	RECONCILED	
92653	BRICKER GRAYDON LLP	5/24/2024	ACCOUNTS_PA YABLE	611.00	Check	6/3/2024	RECONCILED	
92654	BROWN SUPPLY COMPANY	5/24/2024	ACCOUNTS_PA YABLE	39,128.34	Check	6/3/2024	RECONCILED	
92655	BYRNE & JONES CONSTRUCTIO N	5/24/2024	ACCOUNTS_PA YABLE	24,987.00	Check	6/3/2024	RECONCILED	
92656	CERTIPORT	5/24/2024	ACCOUNTS_PA YABLE	125.00	Check	6/3/2024	RECONCILED	
92657	CHRISTOPHER PROKES	5/24/2024	ACCOUNTS_PA YABLE	300.00	Check	6/3/2024	RECONCILED	
92658	COLUMBIA GAS OF OHIO	5/24/2024	ACCOUNTS_PA YABLE	1,966.00	Check		OUTSTANDING	
92659	COLUMBUS AREA SPEECH THERAPY	5/24/2024	ACCOUNTS_PA YABLE	4,200.00	Check	6/3/2024	RECONCILED	
92660	COLUMBUS ZOO & AQUARIUM	5/24/2024	ACCOUNTS_PA YABLE	1,694.00	Check	6/3/2024	RECONCILED	
92661	COOL CAT SITES ENTERTAINME NT	5/24/2024	ACCOUNTS_PA YABLE	1,546.00	Check	6/3/2024	RECONCILED	

North Union Local Schools

May 2024 AP Check Register

Check #	Primary Name	Date	Type	Amount	Check Type	Reconcile Date	Status	Void Date
92662	COOPER'S BOWL, INC.	5/24/2024	ACCOUNTS_PAYABLE	\$ 300.00	Check	6/3/2024	RECONCILED	
92663	CROWBAR & GRILL CATERING	5/24/2024	ACCOUNTS_PAYABLE	417.50	Check	6/3/2024	RECONCILED	
92664	D & S DIVERSIFIED TECHNOLOGIES	5/24/2024	ACCOUNTS_PAYABLE	26.00	Check	6/3/2024	RECONCILED	
92665	ELGIN HIGH SCHOOL	5/24/2024	ACCOUNTS_PAYABLE	200.00	Check	6/3/2024	RECONCILED	
92666	EMS LINQ INC	5/24/2024	ACCOUNTS_PAYABLE	6,234.00	Check	6/3/2024	RECONCILED	
92667	ESC OF CENTRAL OHIO	5/24/2024	ACCOUNTS_PAYABLE	3,979.64	Check	6/3/2024	RECONCILED	
92668	HELENA AGRICULTURE ENTERPRISES, LLC	5/24/2024	ACCOUNTS_PAYABLE	10,463.40	Check		OUTSTANDING	
92669	HERITAGE COOPERATIVE	5/24/2024	ACCOUNTS_PAYABLE	55.55	Check	6/3/2024	RECONCILED	
92670	HONORS GRADUATION, LLC	5/24/2024	ACCOUNTS_PAYABLE	919.00	Check		OUTSTANDING	
92671	ILENE MICHA	5/24/2024	ACCOUNTS_PAYABLE	1,108.00	Check	6/3/2024	RECONCILED	
92672	JACQUELINE ARDREY	5/24/2024	ACCOUNTS_PAYABLE	438.62	Check		OUTSTANDING	
92673	JENNIFER WILLIS	5/24/2024	ACCOUNTS_PAYABLE	39.31	Check	6/3/2024	RECONCILED	
92674	JULIE BRYANT	5/24/2024	ACCOUNTS_PAYABLE	135.34	Check	6/3/2024	RECONCILED	
92675	JUSTIN UFFERMAN	5/24/2024	ACCOUNTS_PAYABLE	431.94	Check	6/3/2024	RECONCILED	
92676	K-12 BUSINESS CONSULTING, INC	5/24/2024	ACCOUNTS_PAYABLE	3,250.00	Check		OUTSTANDING	
92677	KRISTINE MATLACK	5/24/2024	ACCOUNTS_PAYABLE	6,025.84	Check	6/3/2024	RECONCILED	
92678	META SOLUTIONS	5/24/2024	ACCOUNTS_PAYABLE	27,584.55	Check	6/3/2024	RECONCILED	
92679	MOLLY BAYER	5/24/2024	ACCOUNTS_PAYABLE	286.95	Check	6/3/2024	RECONCILED	
92680	MOLLY LEVINGS	5/24/2024	ACCOUNTS_PAYABLE	92.46	Check	6/3/2024	RECONCILED	
92681	NORTH CENTRAL OHIO ESC	5/24/2024	ACCOUNTS_PAYABLE	9,730.00	Check	6/3/2024	RECONCILED	
92682	NORTHEASTERN LOCAL SCHOOL DISTRICT	5/24/2024	ACCOUNTS_PAYABLE	200.00	Check	6/3/2024	RECONCILED	
92683	NUHOP	5/24/2024	ACCOUNTS_PAYABLE	17,205.00	Check	6/3/2024	RECONCILED	
92684	OACAC	5/24/2024	ACCOUNTS_PAYABLE	40.00	Check		OUTSTANDING	
92685	OAK HALL INDUSTRIES, LLP	5/24/2024	ACCOUNTS_PAYABLE	2,255.45	Check	6/3/2024	RECONCILED	
92686	OASBO	5/24/2024	ACCOUNTS_PAYABLE	1,270.00	Check	6/3/2024	RECONCILED	
92687	PLOTNER HARDWARE	5/24/2024	ACCOUNTS_PAYABLE	245.01	Check	6/3/2024	RECONCILED	
92688	POSTMASTER	5/24/2024	ACCOUNTS_PAYABLE	365.00	Check	6/3/2024	RECONCILED	
92689	PROJECT LEAD THE WAY	5/24/2024	ACCOUNTS_PAYABLE	4,150.00	Check	6/3/2024	RECONCILED	

North Union Local Schools May 2024 AP Check Register

Check #	Primary Name	Date	Type	Amount	Check Type	Reconcile Date	Status	Void Date
92690	ROBOTEVENTS	5/24/2024	ACCOUNTS_PA YABLE	\$ 200.00	Check	6/3/2024	RECONCILED	
92691	SAVVAS LEARNING COMPANY LLC	5/24/2024	ACCOUNTS_PA YABLE	139,707.17	Check	6/3/2024	RECONCILED	
92692	SHEILA'S FLOWERS	5/24/2024	ACCOUNTS_PA YABLE	42.78	Check	6/3/2024	RECONCILED	
92693	STAPLES BUSINESS DELIVERY	5/24/2024	ACCOUNTS_PA YABLE	75.54	Check	6/3/2024	RECONCILED	
92694	TAMMY BORDERS	5/24/2024	ACCOUNTS_PA YABLE	29.73	Check	6/3/2024	RECONCILED	
92695	TESTOUT CORPORATION	5/24/2024	ACCOUNTS_PA YABLE	1,344.00	Check		OUTSTANDING	
92696	THE DOOR GUYS	5/24/2024	ACCOUNTS_PA YABLE	390.00	Check	6/3/2024	RECONCILED	
92697	TRANSPORTAT ION ACCESSORIES	5/24/2024	ACCOUNTS_PA YABLE	109.90	Check	6/3/2024	RECONCILED	
92698	TREASURER, STATE OF OHIO	5/24/2024	ACCOUNTS_PA YABLE	100.00	Check	6/3/2024	RECONCILED	
92699	TRI-RIVERS CAREER CENTER	5/24/2024	ACCOUNTS_PA YABLE	852.00	Check		OUTSTANDING	
92700	VICKY CLARK	5/24/2024	ACCOUNTS_PA YABLE	321.16	Check	6/3/2024	RECONCILED	
92701	WEST LIBERTY- SALEM SCHOOLS	5/24/2024	ACCOUNTS_PA YABLE	200.00	Check		OUTSTANDING	
92702	WILDCAT PIZZA	5/24/2024	ACCOUNTS_PA YABLE	724.81	Check	6/3/2024	RECONCILED	
92703	ZIMMERMAN SCHOOL EQUIPMENT	5/24/2024	ACCOUNTS_PA YABLE	3,657.00	Check		OUTSTANDING	
92704	BETTY LASSITER	5/24/2024	REFUND	58.00	Check		OUTSTANDING	
92705	BRITTANY PLANK	5/24/2024	REFUND	300.00	Check	6/3/2024	RECONCILED	
92706	BROOKE KEEVER	5/24/2024	REFUND	31.35	Check	6/3/2024	RECONCILED	
92707	ERIKA VANCE	5/24/2024	REFUND	300.00	Check	6/3/2024	RECONCILED	
92708	GINA BALLINGER	5/24/2024	REFUND	57.30	Check	6/3/2024	RECONCILED	
92709	HOLLY VANDERPOOL	5/24/2024	REFUND	24.10	Check		OUTSTANDING	
92710	KYLE BURMESTER	5/24/2024	REFUND	300.00	Check	6/3/2024	RECONCILED	
92711	LEIGH ANN MEYER	5/24/2024	REFUND	400.00	Check		OUTSTANDING	
92712	LINDSAY SCHMIDT	5/24/2024	REFUND	107.00	Check		OUTSTANDING	
92713	MONICA DECKER	5/24/2024	REFUND	38.45	Check		OUTSTANDING	
92714	PEYTON CONRAD	5/24/2024	REFUND	500.00	Check	6/3/2024	RECONCILED	
92715	SAMANTHA WILSON	5/24/2024	REFUND	26.70	Check		OUTSTANDING	
92716	A+ LANDSCAPING INC.	5/31/2024	ACCOUNTS_PA YABLE	9,025.25	Check		OUTSTANDING	
92717	ANTHONY AELKER	5/31/2024	ACCOUNTS_PA YABLE	90.00	Check		OUTSTANDING	
92718	BRENT MARKHAM	5/31/2024	ACCOUNTS_PA YABLE	41.46	Check		OUTSTANDING	
92719	EFFECTIVE UTILITY	5/31/2024	ACCOUNTS_PA YABLE	3,036.00	Check		OUTSTANDING	

North Union Local Schools

May 2024 AP Check Register

Check #	Primary Name	Date	Type	Amount	Check Type	Reconcile Date	Status	Void Date
92720	EPIC SPORTS	5/31/2024	ACCOUNTS_PA YABLE	\$ 5,780.38	Check		OUTSTANDING	
92721	GRAND RENTAL STATION	5/31/2024	ACCOUNTS_PA YABLE	1,141.61	Check		OUTSTANDING	
92722	INNOVATIVE SOLUTIONS DISTRIBUTION , INC	5/31/2024	ACCOUNTS_PA YABLE	640.00	Check		OUTSTANDING	
92723	JACQUELINE ARDREY	5/31/2024	ACCOUNTS_PA YABLE	84.40	Check		OUTSTANDING	
92724	JOSTENS	5/31/2024	ACCOUNTS_PA YABLE	632.50	Check		OUTSTANDING	
92725	KROGER COMPANY	5/31/2024	ACCOUNTS_PA YABLE	159.13	Check		OUTSTANDING	
92726	LINDA BILLENSTEIN	5/31/2024	ACCOUNTS_PA YABLE	23.21	Check		OUTSTANDING	
92727	NORTH CENTRAL OHIO ESC	5/31/2024	ACCOUNTS_PA YABLE	37.61	Check		OUTSTANDING	
92728	NRG BUSINESS MARKETING, LLC	5/31/2024	ACCOUNTS_PA YABLE	3,277.74	Check		OUTSTANDING	
92729	OHIO SCHOOLS COUNCIL	5/31/2024	ACCOUNTS_PA YABLE	3,539.00	Check		OUTSTANDING	
92730	PEPPLE & WAGGONER, LTD.	5/31/2024	ACCOUNTS_PA YABLE	10,800.00	Check		OUTSTANDING	
92731	PLOTNER HARDWARE	5/31/2024	ACCOUNTS_PA YABLE	78.40	Check		OUTSTANDING	
92732	QUADIANT LEASING USA, INC.	5/31/2024	ACCOUNTS_PA YABLE	241.00	Check		OUTSTANDING	
92733	RICHWOOD - NORTH UNION ALUMNI	5/31/2024	ACCOUNTS_PA YABLE	164.41	Check		OUTSTANDING	
92734	RICHWOOD AUTO AND TRUCK, LLC	5/31/2024	ACCOUNTS_PA YABLE	114.02	Check		OUTSTANDING	
92735	RUMPKE	5/31/2024	ACCOUNTS_PA YABLE	5,793.62	Check		OUTSTANDING	
92736	RUSH TRUCK CENTERS	5/31/2024	ACCOUNTS_PA YABLE	2,980.00	Check		OUTSTANDING	
92737	SHAWN DYER	5/31/2024	ACCOUNTS_PA YABLE	141.00	Check		OUTSTANDING	
92738	SPEER MECHANICAL	5/31/2024	ACCOUNTS_PA YABLE	341.84	Check		OUTSTANDING	
92739	TERMINIX COMMERCIAL	5/31/2024	ACCOUNTS_PA YABLE	63.00	Check		OUTSTANDING	
92740	THOMAS MONTGOMERY	5/31/2024	ACCOUNTS_PA YABLE	113.73	Check		OUTSTANDING	
92741	UNION COUNTY SHERIFF'S OFFICE	5/31/2024	ACCOUNTS_PA YABLE	15.00	Check		OUTSTANDING	
92742	VEV ROBOTICS, INC.	5/31/2024	ACCOUNTS_PA YABLE	576.67	Check		OUTSTANDING	
92743	VIRGINIA THOMAS	5/31/2024	REFUND	8.00	Check		OUTSTANDING	
992774		5/6/2024	PAYROLL	495,029.71	Electronic	6/3/2024	RECONCILED	
992775	SERS - MEMO EXPENSES	5/6/2024	ACCOUNTS_PA YABLE	1,914.72	Electronic	6/3/2024	RECONCILED	
992776	STRS - MEMO EXPENSES	5/6/2024	ACCOUNTS_PA YABLE	5,829.79	Electronic	6/3/2024	RECONCILED	
992777	FEDERAL	5/6/2024	ACCOUNTS_PA	6,994.91	Electronic	6/3/2024	RECONCILED	

North Union Local Schools May 2024 AP Check Register

Check #	Primary Name	Date	Type	Amount	Check Type	Reconcile Date	Status	Void Date
	PAYROLL CHARGES - MEMO		YABLE					
992778	NORTH UNION LOCAL BOARD OF ED.	5/6/2024	ACCOUNTS_PA YABLE	\$ 3,000.00	Electronic	6/3/2024	RECONCILED	
992779	NORTH UNION LOCAL BOARD OF ED.	5/20/2024	ACCOUNTS_PA YABLE	25,245.00	Electronic	6/3/2024	RECONCILED	
992780		5/22/2024	PAYROLL	505,100.37	Electronic	6/3/2024	RECONCILED	
992781	SERS - MEMO EXPENSES	5/22/2024	ACCOUNTS_PA YABLE	1,914.72	Electronic	6/3/2024	RECONCILED	
992782	STRS - MEMO EXPENSES	5/22/2024	ACCOUNTS_PA YABLE	4,136.46	Electronic	6/3/2024	RECONCILED	
992783	FEDERAL PAYROLL CHARGES - MEMO	5/22/2024	ACCOUNTS_PA YABLE	6,967.32	Electronic	6/3/2024	RECONCILED	
992784	SERS - MEMO EXPENSES	5/22/2024	ACCOUNTS_PA YABLE	48,876.00	Electronic	6/3/2024	RECONCILED	
992785	STRS - MEMO EXPENSES	5/22/2024	ACCOUNTS_PA YABLE	94,768.00	Electronic	6/3/2024	RECONCILED	
992786	STARK COUNTY COG	5/22/2024	ACCOUNTS_PA YABLE	280,877.17	Electronic	6/3/2024	RECONCILED	
992787		5/22/2024	PAYROLL	168.68	Electronic	6/3/2024	RECONCILED	
992788	NORTH UNION LOCAL BOARD OF ED.	5/22/2024	ACCOUNTS_PA YABLE	2.45	Electronic	6/3/2024	RECONCILED	
992789		5/30/2024	PAYROLL	5,099.44	Electronic	6/3/2024	RECONCILED	
992790	STRS - MEMO EXPENSES	5/30/2024	ACCOUNTS_PA YABLE	813.87	Electronic	6/3/2024	RECONCILED	
992791	FEDERAL PAYROLL CHARGES - MEMO	5/30/2024	ACCOUNTS_PA YABLE	150.06	Electronic	6/3/2024	RECONCILED	
Grand Total				\$ 2,183,728.25				